



# Ghana Make A Difference

## Medical Mission

### Ghana Volunteer Handbook

If you are contemplating traveling to Ghana as a volunteer for Ghana Make A Difference, ***read this handbook.***

If you have already decided to travel to Ghana as a volunteer for Ghana Make A Difference, ***read this handbook.***

This handbook has been assembled to help you decide whether you should work as a volunteer in Ghana, and if so, to help you prepare for your volunteer trip to Ghana with Ghana Make A Difference (GMAD). This booklet provides you with some basic information regarding local customs in Ghana, basic safety tips, your arrival in Ghana, the GMAD volunteer program, what to take with you, and other information regarding your trip.

If there is anything you want to know that is not answered in this handbook or on our website, contact Angie Stephenson, our medical mission coordinator, at [angie@ghanamakeadifference.org](mailto:angie@ghanamakeadifference.org) at any time.

Get ready for one of the most amazing experiences of your life.

## TABLE OF CONTENTS

Page 1	Title Page and Introduction
Page 2	Table of Contents
Page 3	Things To Do before Traveling to Ghana
Pages 4-6	Volunteer Program Overview <ul style="list-style-type: none"><li>- who can volunteer</li><li>- accommodations</li><li>- food</li><li>- program costs</li><li>- your volunteer costs are tax deductible</li><li>- code of conduct</li><li>- working with vulnerable children</li><li>- getting recognized for your work</li></ul>
Page 6	Contacts
Pages 7-9	Getting to Ghana <ul style="list-style-type: none"><li>- airplane travel</li><li>- getting a travel visa</li><li>- arriving in Ghana</li></ul>
Page 10	What to Bring
Pages 11-16	What You Need to Know While You Are in Ghana <ul style="list-style-type: none"><li>- general travel documents</li><li>- money</li><li>- cell phones</li><li>- internet</li><li>- transportation</li><li>- western shopping</li><li>- Ghanaian art / souvenir markets</li><li>- laundry</li><li>- jewelry</li><li>- time</li><li>- electricity: Ghana wall plugs and adapters</li><li>- malaria</li><li>- children and smartphones</li><li>- teaching</li><li>- don't give money or gifts</li><li>- culture and etiquette</li></ul>
Page 16	Volunteer Safety
Page 17	Getting the Most From Your Volunteer Experience
Page 19	Health
Page 19-21	Getting to Know Ghana
Page 21	Extra Learnings
Page 22	Twi Language
Page 23-25	Volunteer Terms and Conditions
	Peace Corps' Statistical Report of Crimes against Volunteers
	Center for Disease Control Health Information for Travelers to Ghana

## THINGS TO DO BEFORE TRAVELING TO GHANA

Thank you for considering and/or committing to be a Ghana Make A Difference volunteer in Ghana. Listed below are the things you need to do before you become a GMAD volunteer and depart for Ghana.

1. READ THIS HANDBOOK. And if you have any questions that are not covered in this handbook, please ask us.
2. EACH VOLUNTEER MUST SUBMIT AN APPLICATION (this is in addition to the registration form you may have already completed). Visit the [Medical Mission Registration](#) page on our website or simply [click here](#) to access our online volunteer application form.
3. SIGN AND SUBMIT THE TERMS AND CONDITIONS. *The Terms and Conditions* associated with GMAD's volunteer program are included at pages 23-25 of this handbook. Read the document carefully, and if you agree to the terms and conditions, sign and submit the document to GMAD.
4. PRINT OR SAVE THIS BOOKLET. One way or another, take this handbook with you to Ghana, and use it.
5. BUY TRAVEL INSURANCE AND SUBMIT PROOF OF YOUR PURCHASE TO GMAD. Buying travel insurance with emergency medical transportation (including medical evacuation) and medical expense coverage is mandatory when volunteering abroad with GMAD. Send proof of your purchase to GMAD at [angie@ghanamakeadifference.org](mailto:angie@ghanamakeadifference.org) or by fax at 800-851-2793. There are many insurance options, but (1) if you are not yet 30 years old, or (2) if you are a student, or (3) if you are a teacher, then we think a great choice is the ISIC **premium** insurance plan that comes with [a premium ISIC card](#). Here are a few other companies we are aware of that offer travel insurance.
  - a. Travel Guard at [www.travelguard.com](http://www.travelguard.com)
  - b. World Nomads at [www.worldnomads.com](http://www.worldnomads.com)
  - c. Travel Safe Insurance at [www.travelsafe.com](http://www.travelsafe.com)
6. GET YOUR PASSPORT AND VISA. You must acquire your visa **before** you go to Ghana. There are more details on how to do this later in this booklet.
7. GET VACCINATED. In this booklet we give you a list of standard vaccinations, however, you need to **see a travel medicine doctor/nurse a couple of months prior to your departure** and follow his/her professional recommendations.
8. PACK APPROPRIATELY. There is a suggested packing list in this booklet.
9. PAY YOUR PROGRAM FEE. You must pay your program and airfare fees in full one month prior to your departure to Ghana. Payments will be collected in the following 3 installments: (1) \$1000 deposit per person due at application, (2) \$1500 per person due June 1, 2018, and (3) the remaining balance of the program fee and airfare (which will be determined and sent to you when airfare is secured) due September 15, 2018.
10. SUBMIT A PERSONAL PHOTO AND T-SHIRT SIZE. We need a photo for everyone traveling with us for the Medical Team Directory. This will include all medical and non-medical volunteers. It will be sent to everyone electronically as soon as possible so you can get to know your fellow team members before we arrive in Ghana. You will receive your t-shirts before we leave. Submit your photos and sizes to [angie@ghanamakeadifference.org](mailto:angie@ghanamakeadifference.org). You can also purchase other [GMAD apparel from the website](#).
11. COMPLETE TEMPORARY LICENSING APPLICATION AND SUBMIT ALL NECESSARY ITEMS REQUIRED FOR LICENSING. This is required for ALL medical staff (doctors, nurses, anesthesiologists, etc.) Please submit to [angie@ghanamakeadifference.org](mailto:angie@ghanamakeadifference.org) by May 15th. PLEASE DO NOT PROCRASTINATE PREPARING YOUR APPLICATION AND GATHERING THE REQUIRED ITEMS FOR LICENSING. The Ghana process can be very slow and we need to allow plenty of time for processing the temporary licenses. Here are the links for the application and the requirements.
  - a. [Medical and Dental: Application for Temporary Registration](#)
  - b. [Nurses and Midwives: Requirement for Temporary Licensing](#)
12. QUESTIONS. Contact our medical mission coordinator, Angie Stephenson, at [angie@ghanamakeadifference.org](mailto:angie@ghanamakeadifference.org) at any time with any questions.

## VOLUNTEER PROGRAM OVERVIEW

GMAD's mission is to preserve families, protect children, and provide refuge, and most of our efforts revolve around the operation of a children's home in Dabanyin, Ghana. Accordingly, you are volunteering to work at a children's home, and to protect the children and the integrity of the home, it is expected that you will honor GMAD's code of conduct (as presented in your application and in this handbook) at all times and in all places throughout the duration of your volunteer experience.

### Who Can Volunteer

If you meet any one of the following criteria, you can apply to be a GMAD Volunteer:

- you are 18 or older
- you are a high school graduate
- you are accompanied by someone 18 or older

### Accommodations

You will live onsite at the children's home in one of two volunteers living spaces: (1) a private section of the children's home we like to call "The Volunteer House" or (2) an apartment that is onsite but in a separate three-story building that we like to call "The Volunteer Apartments". There is air conditioning in both living structures.

The Volunteer House has three separate rooms with 2-3 sets of bunk beds in each room. There is a common living area and shared showers (2) and toilets (2). There is AC in the common living area. It is expected that 15 volunteers will share this living space. The Volunteer Apartments is a three-story building with 6 apartments, each with 3 bedrooms, a toilet and a shower (separate from each other), a family room and a kitchen. There is AC in each room and in the family room. The bedrooms have a mixture of bunk beds and double beds. Each apartment will house an average of 15 individuals depending on the mix of singles, couples and families.

Bedding is provided, but some volunteers appreciate having their own small pillow, a compact camping pad, and even their own sheet, especially for use when traveling and sleeping outside the children's home.

A mosquito net is on the packing list, but if you forget one, please note that there are often mosquito nets available at the Ghana home because many volunteers leave their nets behind when they return home. Furthermore, you can purchase mosquito nets in Ghana.

The home does have electricity and running water, but interruptions in these services are common, and you will have to be willing to make the best of the situation.

### Food

In accordance with the wide range of tribes, ethnicities and cultures in Ghana, the food is very diverse. Ghanaians eat three meals a day, and the orphanage personnel will cook you three meals a day. Although the cooks will prepare special meals for the volunteers, and while volunteers can eat together in the volunteer living quarters, volunteers are always invited to eat with the children and staff in the dining hall.

Breakfasts may consist of oatmeal or eggs, with toast and fruit, or even crepes or french toast. A typical lunch can include meat and vegetables with rice or noodles, while dinner may be more traditional and include fufu, banku or jollof rice. Ghanaian food is traditionally quite spicy. **Volunteers should not drink, brush their teeth with, nor wash their food with the tap water.** Safe drinking water will be provided for you at the home in Ghana, and bottled drinking water and small plastic bags of drinking water are readily available throughout Ghana at a nominal cost.

You should not expect to eat as you normally do at home. Be appreciative and kind, but try to be upfront with the GMAD cooks regarding which entrees you like, if you need larger portions, or if the food is too spicy for you. The GMAD kitchen is not a restaurant that takes custom orders, but they welcome helpful feedback. In the past, some volunteers, not wanting to be offensive, have simply kept quiet about the food, saying *the food is fine* or *I'm just not hungry* today. AND THEN they turn around and text or call home saying *I'm starving!* or *the food is terrible*.

If you have special dietary needs, we will do our best to help you find what you need, but you must be able to make your own accommodations based on your own unique needs.

Ghana has a rapidly growing number of c-stores attached to gas stations where a variety of snacks are available. However, getting to one of these stores during a short and intense medical mission is not always practical. You should consider bringing a small supply of snacks that could include protein/granola bars, small packs of trail-mix, jerky, dried fruit, hard candy, etc.

### Program Costs

- Airfare: \$1300-\$1600 (to be arranged by GMAD unless other accommodations are requested)
- Program Fee: \$1600 (includes all transportation within Ghana; room and board, and all food while staying in GMAD volunteer housing; site seeing trip to Cape Coast that includes a 2-night stay at a hotel along the beach, a rainforest canopy walk, and visit to a slave castle; a medical mission t-shirt, a GMAD t-shirt, and filtering water bottle)
- Current Passport: approximately \$110
- Ghana Travel Visa: approximately \$100 (required to enter the country)
- Travelers Insurance (with emergency medical transportation, including medical evacuation, and medical expense coverage): approximately \$85 (this is required by GMAD)
- Vaccinations: will vary (some insurances cover them and some do not)
- Anti-malarial drugs: approximately \$150 (some insurances cover these as well; see below for more information)
- Spending Money: approximately \$300-\$500 for market trips, any food along the way, etc. (this is optional and for you to determine)

### Your Volunteer Costs are Tax Deductible

GMAD is a 501(c)(3) organization, and your travel costs and program fees are tax deductible. The IRS says it this way.

*Do you plan to travel while doing charity work this summer? Some travel expenses may help lower your taxes if you itemize deductions when you file next year. Here are five tax tips the IRS wants you to know about travel while serving a charity.*

1. *You must volunteer to work for a qualified organization. Ask the charity about its tax-exempt status. [GMAD is a tax-exempt organization]*
2. *You may be able to deduct unreimbursed travel expenses you pay while serving as a volunteer. You can't deduct the value of your time or services.*
3. *The deduction qualifies only if there is no significant element of personal pleasure, recreation or vacation in the travel. However, the deduction will qualify even if you enjoy the trip.*
4. *You can deduct your travel expenses if your work is real and substantial throughout the trip. You can't deduct expenses if you only have nominal duties or do not have any duties for significant parts of the trip.*
5. *Deductible travel expenses may include:*
  - a. *Air, rail and bus transportation*
  - b. *Car expenses*
  - c. *Lodging costs*
  - d. *The cost of meals*
  - e. *Taxi fares or other transportation costs between the airport or station and your hotel*

*To learn more see Publication 526, Charitable Contributions. The booklet is available at IRS.gov or by calling 800-TAX-FORM (800-829-3676).*

## Code of Conduct

As a GMAD volunteer, you must agree to abide by the code of conduct (as presented in your volunteer application and as outlined below) at all times and in all places throughout the entire period of your volunteer experience.

- No alcohol\*
- No illegal drugs\*
- No profanity
- No tobacco\*
- No pornography\*
- No vulgar language
- No marijuana\*
- No prescription drugs without a prescription\*

\* If you violate any of these details of the volunteer code of conduct, you will be removed from the volunteer program and asked to immediately leave the children's home in Ghana, and you will bear the financial burden associated with such removal, including but not limited to hotel costs, transportation costs, and itinerary change fees.

## Working with Vulnerable Children

GMAD seeks to address the numerous problems that many children without proper education, healthcare, food, love and attention face as a result of being parentless or alone. You will teach, love and care for vulnerable children. You can use your talents to help design and execute effective teaching programs, activities and events to inspire and develop the children's talents and abilities through human interaction and care. You can bring along books, pencils, music instruments, games or other supplies to help entertain the kids and assist with activities.

## Getting Recognized for Your Work

Making the decision to travel abroad and volunteer is never easy. Many people think of volunteering abroad as an option at some point during their lives but often are not able to follow through with this. By letting others know of the trip you are embarking on, you can highlight the work you will be doing and inspire others to get involved as well. We encourage you to contact your local newspapers and media sources to let them know of your pending adventure. Our experience is that most newspapers find the stories very interesting and will give you some good coverage.

## GMAD CONTACTS

### **GMAD USA**

Angie Stephenson  
Medical Mission Coordinator  
208-484-6777  
[angie@ghanamakeadifference.org](mailto:angie@ghanamakeadifference.org)

### **GMAD Ghana**

Prince Djanku  
Director of GMAD Children's Home  
027-023-8457  
[prince@ghanamakeadifference.org](mailto:prince@ghanamakeadifference.org)

Fort Acolatse  
Assistant Director of GMAD Children's Home  
057-800-5288  
[fort@ghanamakeadifference.org](mailto:fort@ghanamakeadifference.org)

Kelvin Rogers  
Administrative Assistant of GMAD Children's Home  
055-323-4495  
[kelvin@ghanamakeadifference.org](mailto:kelvin@ghanamakeadifference.org)

Isaac Nartey  
Driver of GMAD Children's Home  
024-597-7256

## GETTING TO GHANA

### Airplane Travel

The length of your trip will vary based on your place of embarkation.

- From Los Angeles = 18-20 hours
- From Seattle = 17-18 hours
- From Boise = 19-25 hours
- From Salt Lake City = 16-22 hours
- From Dallas = 16-22 hours
- From Chicago = 14-19 hours
- From New York City = 10-17 hours
- From Amsterdam = 7-12 hours
- From London = 7-12 hours

### Getting A Travel Visa

**Before you leave to Ghana**, you must get a travel visa from the Ghanaian embassy in Washington DC. There are two different visa entry classes: *single entry* (if you only intend to enter Ghana once) or *multiple entry* (if you intend to enter and reenter Ghana multiple times). A single entry visa must be used within 90 days. Depending on the life of your passport, a multiple entry visa can be used for up to five years.

You may contact an agency that can help you obtain a visa, or you may apply for a visa on your own directly with the Ghana Embassy. Past volunteers have used both methods, but the vast majority have obtained their visa on their own by applying directly to the Ghana Embassy.

If you get a visa through an agency, the cost to obtain your visa (including embassy and agency service fees) will likely range from \$120 to \$165. Past volunteers have successfully used VisaHQ at [www.visahq.com](http://www.visahq.com) on multiple occasions.

Once again, most of our volunteers obtain their travel visa directly through the Ghana Embassy (i.e., without an agency) by applying at <https://www.ghanaembassydc.org/visas>. The website steps you through the application process, and you will save the fees you would pay to an agency; the cost to obtain your visa directly through the Ghana Embassy ranges from \$60 to \$100, plus postage. You should **allow at least 3-5 weeks** for processing. When you arrive at the airport in Ghana, the Ghana government will grant you a 60-day visitor permit, but visitor permit extensions can be obtained while you are in Ghana through the Ghana Embassy in Accra or after the fact at the airport on the day of your departure from Ghana; the extension process is explained later in this handbook.

Here are some tips to help you apply for your travel visa.

Be sure to check <https://www.ghanaembassydc.org/visas> for the most up to date application process and requirements.

Type your application using the online form. Download the form first and save it to your computer as you go along. Type your application using UPPER CASE letters.

As a general rule, don't leave spaces blank. Put "none" or "not applicable"

Make sure your entries for your name match your passport exactly. If you don't have a middle name, DO NOT enter "none" or "not applicable" in that field; leave it blank.

For Place of Birth, enter the state and country (this should match your passport).

Question #3 is a bit awkward. Complete it as follows:

3. Name and Address of Employer / School (USA)		
<i>put the name of your employer or the the name of your school here</i>		
a. Profession / Occupation		
<i>put your occupation here (if you are a student, put "student")</i>		
b. Street / Mailing Address:		
<i>put the address of your work or school here</i>		
c. City	d. State	e. Zip Code
<i>work/school city</i>	<i>work/school state</i>	<i>work/school zip</i>
f. Telephone Number		
<i>put the phone number of your work or school here</i>		

Applicant's intended date of travel = put your date of departure from your home country here.

Amount of money applicant is traveling with = put whatever cash you are traveling with - it can't be more than \$10,000.

Is applicant in possession of a roundtrip ticket? = put yes, and if you don't have your ticket yet, but something like "number not issued yet" in the ticket number field.

Select OTHER as your Purpose of Journey.

Purpose of Journey:						
<input type="checkbox"/> Business	<input type="checkbox"/> Tourism	<input type="checkbox"/> Employment	<input type="checkbox"/> Official	<input type="checkbox"/> Transit	<input type="checkbox"/> Student	<input checked="" type="checkbox"/> Other

The embassy's checklist asks you to provide two contacts in Ghana. Provide these contacts by completing the visa form as follows.

5. Name, Address and Telephone Number of Lodging place / Contact Persons in Ghana			
a. Name of Hotel / Guest House in Ghana		f. Contact Person in Ghana, Name and Address	
<i>GHANA MAKE A DIFFERENCE, NGO (PRINCE DJANKU, DIRECTOR)</i>		<i>FORTUNATUS ACOLATSE</i>	
b. Street (Mailing address)		g. Street (Mailing address)	
<i>PO BOX AB 12</i>		<i>ACCRA CAPE COAST ROAD - GMAD 1B</i>	
c. City / Town	d. Region	h. City / Town	i. Region
<i>AWUTU-BEREKU / KASOA</i>	<i>CENTRAL REGION</i>	<i>GOMOA DABANYIN</i>	<i>CENTRAL REGION</i>
e. Telephone Number	<i>+233 27 023 8457</i>	j. Telephone Number	<i>+233 57 800 5288</i>

Question #6 is only applicable if you are trying to get an employment visa; this does not apply to you, so put "DOES NOT APPLY" in the Name of Employer field.

Question #9 is where you explain what you mean by OTHER as your purpose of travel. Answer #9 as follows, and be sure to send the 4 items referenced in your answer with your application (we will send these items to you).

<p><b>9. For Tourism, list at least two (2) areas of interest, or indicate in writing purpose of journey if you selected Other</b></p> <p><i>I AM TRAVELING TO GHANA AS A VOLUNTEER FOR GHANA MAKE A DIFFERENCE (GMAD). GMAD IS A REGISTERED NGO IN THE USA (SEE ATTACHED DOCUMENT) AND A REGISTERED NGO IN GHANA (SEE ATTACHED CERTIFICATE). I WILL BE WORKING AS A VOLUNTEER AT GMAD'S FACILITIES IN GOMOA DABANYIN IN THE CENTRAL REGION. ALSO ENCLOSED WITH THIS APPLICATION IS AN INVITATION / ACCEPTANCE LETTER FROM GMAD USA AND AN INVITATION / APPOINTMENT LETTER FROM GMAD GHANA.</i></p>
---

Sign the application with a black pen.



The checklist states that you need supporting documents (checklist bullets 6a and 6b). The four items noted in your answer to application question #9 are the supporting documents you need.

1. A copy of GMAD's USA 501c3 registration document.
2. A copy of GMAD's Ghana corporate registration document.
3. A volunteer invitation letter from GMAD USA.
4. A volunteer appointment letter from GMAD Ghana.

Be sure to let Angie Stephenson ([angie@ghanamakeadifference.org](mailto:angie@ghanamakeadifference.org)), our medical mission coordinator, know when you start the travel visa application process, and she will email you these documents.

The checklist mentions bank statements and sightseeing places (checklist bullet 6c). This is not applicable to you.

Be sure to send a US money order in the exact amount of your fees payable to The Ghana Embassy.

You must send your passport with your application; send it overnight mail with a prepaid, self-addressed return overnight envelope. Be sure you have the tracking number of both your outgoing package and your prepaid return package.

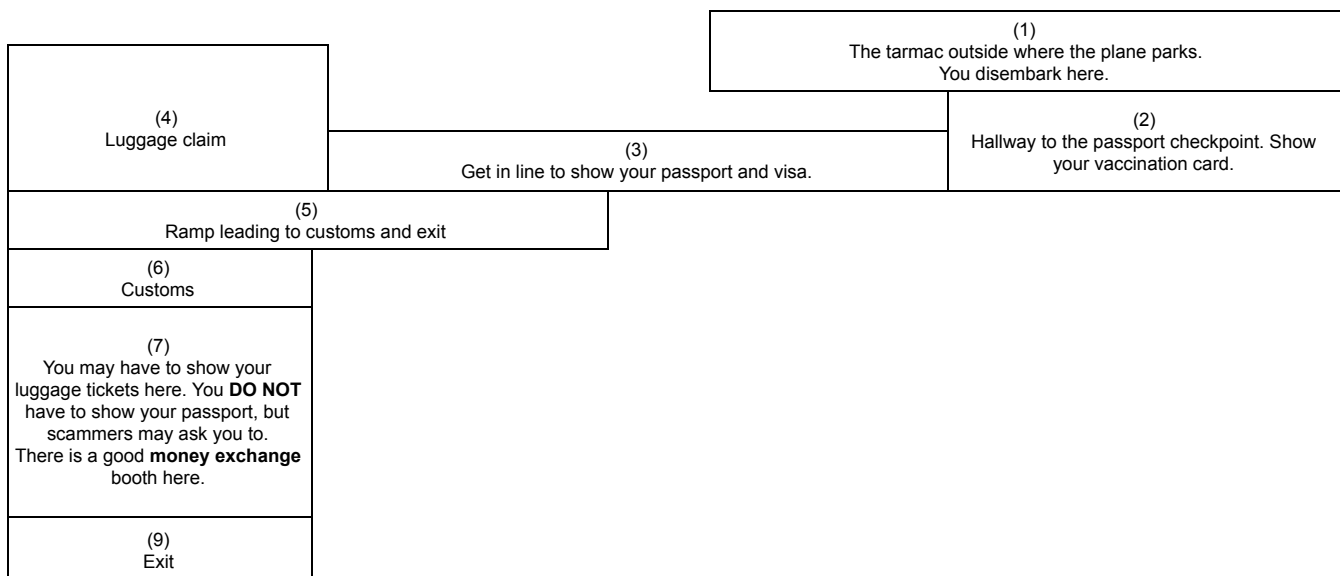
If you are under age 18, be sure to complete and include the Consent Letter that is included with the application. Follow the directions carefully and be sure to have the letter notarized.

### Arriving In Ghana

You must complete an immigration form and present it at the airport. This form is usually provided to you en route on the airplane, but it is also available at the airport. You must have the following contact information to complete the form (and you will need this information to complete the same form again when you are departing Ghana).

Ghana Make A Difference  
 Gomoa Dabanyin on the Accra-Winneba Road  
 PO Box AB 12  
 Awutu - Bereku / Kasoa  
 C/R Ghana  
 Phone: 027 023 8457

The following is a layout of the Accra airport and outlines the steps you will take from landing to exit.



A GMAD Ghana representative will greet you at the Accra airport (Kotoka International Airport), whereupon you will be driven to the GMAD home in Dabanyin. Depending on traffic, it will take 1-2 hours to drive from the airport to the children's home. The person meeting you at the airport will be standing just outside the airport exit wearing a GMAD t-shirt and/or holding a GMAD sign.

## WHAT TO BRING

Most airlines will allow you to check two 50-pound bags for no extra charge, in addition to your carry-on luggage. We hope that you will be willing to use at least one of your allowed pieces of checked luggage to transport supplies for our GMAD Ghana operations. We have many supplies that have already been donated for use in Ghana, and we just need your help to get them there. If you agree to transport GMAD supplies to Ghana, we will pack a 50-pound piece of luggage with supplies for you, and we will work with you to coordinate getting that luggage to you before you depart to Ghana.

### Packing List

- Basic Medical/Care Kit: acetaminophen/ibuprofen, antihistamine for relief from allergy or bites, diarrhea medicine, band aids, sunscreen, lip balm and insect repellent
- All personal medication
- Toiletries
- Your cellphone and charger
- Sandals (thick-soled such as Keens, Chacos or similar)
- Trainers / court shoes for working in the bush, for playing basketball or soccer, or for comfort and variety. Also, some volunteers appreciate having socks.
- Flip Flops for indoor use
- Clothing. Pack enough clothing for one week. Keep in mind the temperature and environment you will be working in. It will be very hot, so light clothing that covers your whole body is ideal for sun and insect bites. Furthermore, please keep in mind that you will likely participate in work projects that could damage your clothing (e.g., painting, digging, construction). Please note that tank tops and short shorts are not appropriate at the children's home and are not culturally welcomed in Ghana. You may have opportunity to attend community events or other activities that warrant dressy casual attire.
- Towel set (i.e., full size, hand, and dish towel)
- Bedding is provided, but some volunteers appreciate having their own small pillow, a compact camping pad, and even their own sheet, especially for use when traveling and sleeping outside the children's home.
- Music, e-books and other entertainment for long travel and downtime
- Photographs of your family and friends
- Copies of important travel documents such as passport, immunization records, travel insurance, visa, plane tickets
- Day pack
- Hat and sunglasses
- Camera (most volunteers use their smartphone camera)
- Headlamp
- Travel guidebook (volunteers find guidebooks such as Lonely Planet to be helpful)
- This volunteer handbook
- Journal and pens
- Earplugs (between the roosters, the kids, and the kitchen staff, noises in the volunteer house start early)
- Paper products: wipes, napkins, facial tissues
- Ziploc bags (a few of various sizes)
- Luggage tags ([click here to view and print](#))
- Donation letter to put in your bags that have supplies/equipment/donations. [Put a copy of this letter](#) and all attachments (6 pages) in each checked piece of luggage.
- Ghana has a rapidly growing number of c-stores attached to gas stations where a variety of snacks are available. However, getting to one of these stores during a short and intense medical mission is not always practical. You should consider bringing a small supply of snacks that could include protein/granola bars, small packs of trail-mix, jerky, dried fruit, hard candy, etc.
- GMAD is a safe place, and we haven't had any problems of theft. Nevertheless, we encourage you to keep your personal belongings in your room and out of sight. Every bedroom has a lock and key, but you may want to bring along a luggage lock to keep your things in your room locked up.
- There are always opportunities for outside work. Packing a pair of work gloves is a good idea.
- There is AC, and there are fans, but there is not always electricity. You might want to consider bringing a small battery-operated fan.

# WHAT YOU NEED TO KNOW WHILE YOU ARE IN GHANA

## General Travel Documents

It is highly recommended that you make two copies of all your important travel documents (passport, visa, immunizations, flight tickets, and travel insurance) before you leave home. Leave one copy with a friend or family member and take the spare copy with you to Ghana. While it is unlikely that you will have a need for them while you are in Ghana, it is further recommended that you carry the second set of copies with you as you travel in Ghana, leaving your originals securely in the volunteer house at the GMAD home.

## Money

The Ghanaian currency is the Ghana Cedi (GHc). The exchange rate varies daily, but recently \$1.00 (US) has been equivalent to approximately 4.00 GHc. One cedi is divided into one hundred pesewas (equivalent of cents).

The present cedi (New Cedi) was introduced on July 3, 2007, and was set to equal 10,000 old cedi as the redenomination dropped four zeros off the value of the old cedi.

The word "cedi" is derived from the Akan word for cowry shell; cowry shells were used in Ghana as a form of currency.

It is easy to exchange money at the airport when you arrive in Ghana. But if the exchange bureau (*forex*) at the airport is closed, the GMAD staff can take you to a *forex* to exchange money as necessary. You can check the current exchange rate by searching Google for *dollar cedi exchange rate*. The actual exchange rate you get in Ghana should be about 10 pesewas per dollar less than the rate that is published online (e.g., 3.90 cedi per dollar instead of 4.00 cedi per dollar).

Be sure to only take new edition \$100 bills as shown below. You will get an inferior exchange rate if you try to exchange smaller or older bills, and some *forex* will not even exchange older bills or bills under \$100.



We recommend that you also take a debit/ATM card so that you can withdraw money from ATMs as needed. This is an easy and cost effective way of withdrawing money, and it is much safer than carrying around a large amount of cash. ATMs are widely available throughout Ghana.

## Cell Phones

There are multiple good options for cell phone use while in Ghana to call and text locally and internationally. Choose the option that you feel will best suit your budget and needs:

1. Purchase an international plan through your current cell phone provider (check with your company, can be expensive, TMobile typically provides the cheapest and best coverage)
2. Unlock your cell phone in US and buy a SIM card in Ghana (about \$3 + 7 cents/minute pay as you go)
3. Use shared GMAD volunteer cell phone by purchasing credit at about 7 cents/minute (cheapest option, but it is a shared phone)
4. Buy a local phone for about \$15 + 7 cents/minute pay as you go

The country phone code for Ghana is 233, so if someone in the USA wants to call you or text you and your Ghana number is 0123456789, the person in the USA would drop the first digit and dial 011233123456789. To call or text the USA from Ghana using a Ghana phone you dial 001 + area code + number.

## Internet

There is limited cellular-based wifi internet at the GMAD home. Internet is not unlimited. The cellular wifi modem must be loaded with credits that are purchased via coded scratch cards at the market. The staff will help with this, but suffice it to say that it is a process, and the credits do not last long when used with typical USA-manners. Don't stream music, don't download videos and photos, and only upload a limited amount of photos to social media (upload the bulk of your photos and videos when you return home). If you take your own smartphone to Ghana (most volunteers do), be sure to disable all automatic backup, all automatic upload / download services, and all automatic syncing services, otherwise the home's internet credit will magically be exhausted as your phone stays hard as work while you sleep!

## Transportation

The easiest and cheapest way to travel across Ghana is to use a local mini-van or minibus called *tro tro*; these are public transport vans that carry up to 20 passengers. Taxis are also abundant, and they are a good means of intra city travel.

GMAD has its own *tro tro* that is used exclusively for the home, and our driver will use this *tro tro* to shuttle you between the airport and the home; this shuttle service is covered by your volunteer fees.

## Western Shopping

There are very good grocery stores (Shoprite) and shopping centers in Accra and even closer to the GMAD home in Kasoa. From toiletries to peanut butter to diet soda, you should be able to get a form of just about everything you might need and want (within reason) at Shoprite.

The Accra Mall (near the airport) and the West Hills Mall (near Kasoa and just 17 miles east of the GMAD) are upscale malls that are relatively expensive in cedis and dollars. Nevertheless, depending on the length of your stay in Ghana, you might want to know that there are movie theatres, grocery stores (Shoprite), hand scooped ice cream and pizza.

## Ghanaian Art / Souvenir Markets

In most stalls virtually all prices are negotiable. The first asking price given will be much higher than you are expected to pay, often two to three times higher than what the final price might end up being. You in turn make a low offer. Through a little friendly bargaining, you arrive at a price suitable to both parties. It may feel like the vendor is trying to take advantage of you, but this is not the case. It is simply the process of determining the price that you are willing to pay and that the vendor is willing to accept. Do not act offended in words, tones or facial expressions. Participate in the process and enjoy the process. While you don't need to (and you should not) pay above-market prices, you should not be overly concerned about whether you got the best deal possible. Some vendors at some markets use aggressive sales tactics and continue to push even when you have no interest in buying the items they are selling. These tactics can be annoying, but if you can take a deep breath and remember that many of these people are simply fighting for their daily survival, it will be easier for you to remain polite as you continue to reject their offers. Once again, enjoy the process, and never be condescending or rude.

## Laundry

There is no washing machine or dryer at the GMAD home. You will wash your clothes by hand, and you will hang them to dry on lines. Alternatively, **you can pay our director or assistant director** to hire Akua, our sanitation specialist, to wash your clothes. If you do hire Akua to wash your clothing, do not include your underwear; this is considered to be your own responsibility. You should bring some plastic bags for your dirty clothes. You can certainly pack your own travel-sized laundry detergent, but you can also buy detergent in Ghana.

## Jewelry

Keep your jewelry simple and conservative. Do not take any jewelry that you would not want to lose. The work is often not conducive to wearing jewelry. Furthermore, the number one crime volunteers fall victim to is theft. Do not flaunt wealth, perceived or real.

## Time

A watch is a good idea, but you will learn that in Ghana, *African Time* is very prevalent. African time means *when something happens, it happens*. A bus scheduled to leave at 10am may leave at 10am, or it may leave at 2pm for no apparent reason other than the driver was late. Ghanaians do not generally allow time to control their lives. Socializing and personal relationships are much more important.

*I am coming* is a common expression in Ghana. As you might expect, this expression might mean that the person is actually en route from his or her place to yours. However, as you might not expect, this expression might also mean that regardless of whether the person is en route or not, he or she will make it to you eventually, and that you should relax and not worry about the exact timing of his or her arrival.

## Electricity: Ghana Wall Plugs and Adapters

The power outlets at the GMAD home are known as a British 3-pin rectangular blade plug (WA-7), and this is also by far the most common outlet throughout Ghana.



The standard electrical outlet in Ghana is 220-240 volts. The standard electrical outlet in the US is 110-120 volts. Before plugging anything in a Ghana outlet, be sure that whatever it is you are plugging in can handle up to 220-240 volts. If not, you may need a converter/transformer to step down the voltage. You should not need a converter/transformer for your phone and computer. The GMAD home has power strips that have built-in adapters (not converters) that look like the adapter below. However, you may want to pack and carry one of these with you so you can charge your phone during your travels outside the GMAD home.

## Malaria

Take your anti-malarial drug exactly on schedule without missing doses. Take measures to prevent mosquito bites: use insect repellent on exposed skin, use flying insect spray in the room where you sleep, wear long pants and long-sleeved shirts, and sleep under a mosquito net.

## Children and Smartphones

Make a lasting and sustainable impact by interacting with the children using **their resources**. In other words, teach, work and play with the children using the resources, tools and toys that they will have after you leave Ghana. In particular, **do not** entertain the children by letting them play with your smartphone, your tablet or your computer.

## Teaching

GMAD has a school onsite called the GMAD Academy of Learning. Staff children, children from the community, and most of the GMAD children attend the GMAD Academy. There are many opportunities to help our teachers, to tutor the children, and to help with adult literacy.

You do not need to be a certified or experienced teacher to make a difference.

Although Ghana is an English speaking country, many people cannot communicate effectively in English. This is a common phenomenon in both rural and urban areas of Ghana, hence there is always a need for formal and informal tutoring. You can stimulate the children's and staff's interest to study and speak proper English by teaching them with workbooks and worksheets, by reading with them, and simply by playing and socializing with them.

You can teach music, math, English, arts, etc., and while we have a growing set of educational tools at the home in Ghana, you are welcome to bring a small supply of resources that can assist you with teaching. Our space is limited and the children's needs are unique, so if you want to bring a large supply of educational materials, please be sure to contact us first.

Sports and games are also great ways for you to teach English and other important skills.

## Don't Give Money or Gifts

Our GMAD staff members in Ghana are amazing. They will become your friends, and you will love them like family. Naturally, therefore, you will want to share with them, and they will want to share with you. And with these feelings, you may be tempted to give them gifts or financial assistance. Don't do it. It is not assistance. By Ghanaian standards, our GMAD workers are paid more than a fair wage, with benefits that most people in Ghana do not enjoy. When you give them gifts or money, you distort expectations, you pervert fairness, and you encourage an attitude of entitlement. Furthermore, there is a very large cultural gap; what you may define to be trivial may be of great worth to them. This can create unexpected feelings and damage the relationship between you and the person, as well as among other workers. Also, please note that it is expressly against GMAD's employment policy for our staff to (a) solicit gifts and money from volunteers and (b) to even accept unsolicited gifts and money from volunteers. When you offer gifts and money to the staff, you encourage them to compromise their integrity.

These same principles apply to the GMAD children and the Ghana community.

If you see a specific need and want to help, please contact Ghana Make A Difference at directly at [gmad@ghanamakeadifference.org](mailto:gmad@ghanamakeadifference.org) regarding your desire to help, and we will work together to help in the best way possible.

## Culture and Etiquette

You are a guest in Ghana and it is important to keep in mind that the people, traditions, culture and general way of life are all different from your home country. Do not try to force your way of life upon the people you will be working and living with. Be open minded and embrace the Ghanaian culture and way of living. You may also be exposed to other cultures as you meet volunteers from different parts of the world; you should be ready to learn and respect these differences as well.

What follows are 26 basic guidelines of social conduct in Ghana. Ghanaians are very tolerant and forgiving, especially with foreigners, and will often not point out cultural mistakes. However, repeated errors and offenses will create an uncomfortable atmosphere with negative results. A little effort by you to understand and respect Ghanaian culture will be greatly appreciated.

1. When you eating and someone comes, offer them some food and ask them to join you by saying *you are invited*. When someone likewise invites you, you may decline respectfully or join as you wish. When served food, never refuse. Eat at least some. Make only favorable comments about food outside the home, and be careful of facial expressions.
2. Be appreciative and kind, but try to be upfront with the GMAD cooks regarding which entrees you like, if you need larger portions, or if the food is too spicy for you. The GMAD kitchen is not a restaurant that takes custom orders, but they welcome helpful feedback. In the past, some volunteers, not wanting to be offensive, have simply kept quiet about the food, saying *the food is fine* or *I'm just not hungry* today. AND THEN they turn around and text or call home saying *I'm starving!* or *the food is terrible*.
3. Greetings are important. Always greet and respond to greetings properly. When you pass a group of people, especially elderly, give them a greeting. Failing to greet is considered an insult, and it is not easily overlooked. Greetings are not seen as an interference or waste of time.
4. Don't use your left hand when interacting with others. Don't waive with your left hand, don't pay for purchases with your left hand, don't receive change with your left hand, don't shake with your left hand, don't waive for a taxi with your left hand, and don't eat with your left hand. Your left hand is considered to be your *potty hand* (i.e., the hand you use to wipe with).
5. Be careful with humor and teasing. Ghanaians love to laugh and have fun, but humor does not always cross cultural boundaries. What is funny in one language may be insulting in another. Teasing can especially be misunderstood.
6. Do not compare people to animals (cute as a monkey, dirty as a pig, etc.).
7. What you may consider to be private matters may not be so private in Ghana. For example, your physical size or marital status may prove to be enticing topics of conversation. Be open and don't be overly sensitive to personal remarks made about you. Welcome such comments as an intimate expression of sincere interest in you.
8. Comments from Ghanaians like *you're so fat* are not meant to be an insult. This comment is simply an observation and even a compliment. Ghanaians see fatness as a sign of good living.
9. Be careful when taking photos. Ask permission and do not let your zeal for photos become a distraction or disturbance.
10. Be soft-spoken and careful in your choice of words. Avoid judgment words such as stupid and crazy. These words are particularly insulting because most Ghanaian interpret these words literally. Also, many words have varying degrees of meaning across different English speaking countries. Likewise, remember this same truth and don't be offended when certain unexpected terms are spoken to you.
11. The thumbs-up gesture is actually an an insult in Ghana.
12. Do not shout or display loud, boisterous behavior. Shouting is frowned upon. When you are in public, go out of your way to exhibit a quiet and friendly attitude. To get a vendor's attention, people will *hiss* at each other instead of shouting. Do not hiss at your elders.
13. Dress modestly and neatly, and pay attention to grooming and neatness. Body piercings and tattoos are considered your personal markings and should be covered, both at the home and in public. Your grooming, modesty and neatness in dress is a strong reflection on your character and the character of GMAD. Men should not go without a shirt.
14. When in doubt, ask the director or assistant director what the most appropriate attire to wear is for an activity or event.
15. It is not polite to put your feet on furniture or sit in a way that shows the bottoms of your shoes or feet, especially when socializing with your superiors (e.g., the elderly, village chiefs and officials, government officials).
16. If someone washes your clothing, voluntarily or by hire, do not include your underwear; this is considered to be your own responsibility.



17. Religion and spirituality plays a major role in the life of most Ghanaians. Much of life is seen through a grid of spiritual values and realities. Most people enjoy discussing and sharing religious and spiritual beliefs.
18. Never make derogatory remarks about any religious, political or ethnic group or behavior.
19. While Americans may openly criticize their country, Ghanaians take criticisms of their country very personal.
20. Holding hands is a common expression of friendship, guidance and protection, and it is not necessarily an expression of intimacy: men with men, women with women, adults with children, men with women, and older men with younger women.
21. When handing someone something, actually hand it to them, don't toss it to them. Throwing something to someone is disrespectful.
22. Greet people from your right to your left, regardless of the age or gender or status of the people you are greeting. And always greet with your right hand.
23. When you are meeting with the chief or elders, remove your hat and keep your hands out of your pockets.
24. *Mah-mee*, *Pah-pah* and *Nah-nah* are terms of respect. Males over the age of 30 may be addressed as *pah-pah* while women of the same age may be called *mah-mee*. People over the age of 50 may be referred to as *nah-nah*.
25. Ghanaians call white people *obruni*, which literally means *someone from beyond the horizon*. This is not an insult.
26. Ghanaian culture is very hierarchical. Age, wealth, experience and position are very important.

## VOLUNTEER SAFETY

There are many risks associated with travelling abroad. To make sure you understand these risks, you are required to read the attached *Statistical Report of Crimes against Volunteers* published by the Peace Corps.

Here are some general safety tips.

- Do not wear much jewelry on the streets. Especially do not wear gold neck chains or items that would be appealing to would-be thieves.
- Handbags are always a temptation. However if you must carry one, keep it in front of you. A backpack is better.
- Be alert.
- Be cautious of street kids, beggars or crowds. Incidents of theft often occur when there are crowds and confusion to distract you.
- Always try to know where you are going before you attempt long journeys. Be especially careful at night.
- Use taxi drivers you know or those who are connected to your volunteer home or to places you have already been. Keep the cell phone number of trusted taxi drivers handy.
- Do not go on excursions alone. Go with other volunteers, day or night. Even when in groups, don't stray far away, and don't walk alone along dark or empty streets. If possible, after dark use door-to-door transportation.
- Tourist areas can be high risk areas for pickpockets and thieves. Leave your valuables in a secure place that the GMAD home.
- For traffic safety, stop, look and listen A LOT. Most likely, the traffic rules in Ghana are very different from the rules in your home country.
- Do not accept drinks from strangers, and always keep an eye on your drinks when you are out socializing.

Ghana is a relatively safe country (see the attached *Statistical Report of Crimes against Volunteer* published by the Peace Corps). Nevertheless, keep your valuables safe in the GMAD home or on your person where you can feel them at all times. Always remember that while Ghanaians are generally a very friendly people, you are far richer than most, making you a tempting target for pickpockets, thieves and generally honest people who may be in a desperate position. Most tourists in Ghana never experience any trouble, and as long as you stay alert and use common sense, you should not have any problems.



## GETTING THE MOST FROM YOUR VOLUNTEER EXPERIENCE

There are different ways to look at volunteering abroad. We recommend that you view it as a win-win situation, a mutually rewarding and positive arrangement. Give yourself wholly to the work, but don't forget that the Ghanaians have much to teach and give to you.

Whether you are volunteering to take a break, to change directions, or to give something back, the more you give of yourself, the more you will enjoy your trip.

Volunteering is an extremely rewarding and challenging way to travel and see the world. Whether you are volunteering for 2 weeks or 3 months, you will experience elation, disappointment, sadness, helplessness, joy, satisfaction and love. Most of our past volunteers, both young and old, rate their volunteer experience in Ghana as a major highlight in their life.

You reap what you sow. Do what you can whenever you can. Do not weary in doing good, no matter how trivial your good actions may seem to be. Here are a few investment ideas from past volunteers that will help you get the most out of your volunteer experience.

### BEFORE

- Take time to prepare
- Clarify your motives
- Set goals
- Make commitments

### DURING

- Work hard
- Take advantage of every day
- Look for things to do
- Don't complain
- Be flexible and open minded
- Give and teach
- Receive and learn
- Ponder and meditate
- Keep a diary / journal
- Interact with others

### AFTER

- Stay involved
- Stay connected
- Set goals
- Make commitments
- Read your diary / journal
- Ponder and meditate

How are you *Ghana Make A Difference*?

The answer to this question is entirely up to you. One thing to remember before you go is that volunteering is never easy. You will have difficult moments and days that make you question your effectiveness. Making the most of the time you have is a key ingredient to being a good volunteer. To be an effective volunteer, you must have self-direction, be able to show initiative, have patience, and most importantly be self-motivated. While you may not *change the world* you can absolutely make a difference in the world.

As you work and serve each day, remember the story of the starfish.

*Two men were walking toward each other on an otherwise deserted beach. One man was in his early 20s, the other obviously much older. The smooth damp sand was littered with starfish, washed onto the land during high tide. Thousands of starfish were doomed to die in the warm morning sun. The younger man watched the older man pick up starfish one at a time and toss them back into the ocean, giving them a chance to survive. The young man thought, "Why is he doing that? How foolish. He can't save all those starfish."*

*As they came near one another, the younger one felt compelled to point out to the older man the futility of his actions. "You know," he said, "you can't save all of these starfish. They're going to die here on the sand. What you are doing isn't really going to make a difference." The older man studied the young man for a moment. Then he bent down, picked up a starfish and tossed it into the water. He smiled at the young man and said, "It made a difference to that one." Then he walked on, picking up starfish and tossing them back into the sea.*

Finally, the best way to memorialize your volunteer experience is to stay involved. Whether you sponsor a child's education, fundraise for a project you worked on, or create a local GMAD club in your hometown, we hope you will choose to stay involved.

## HEALTH

There are many health and disease risks associated with traveling to Ghana. To make sure you understand these risks, you are required to read the attached “Health Information for Travelers to Ghana” published by the U.S. Centers for Disease Control and Prevention. GMAD is not able to cater to your specific health needs.

Visit with a travel medicine doctor/nurse 4-6 weeks before traveling to Ghana for any necessary vaccinations and a prescription for an antimalarial drug. There are several antimalarial drugs on the market, and some affect people quite differently, and each has its own benefits and drawbacks. Whichever medication you choose, it is essential that you use it correctly.

We recommend that you consult with your travel doctor about a prescription for travelers diarrhea.

Yellow Fever immunization is **legally required**. You must have proof of this immunization to enter Ghana.

Other generally recommended immunizations include:

- Polio
- Hepatitis A
- Diphtheria/Tetanus
- Typhoid
- Hepatitis B
- Tuberculosis (when epidemic)
- Cholera (when epidemic)

Malaria is very common in Africa. Humans get malaria from the bite of a malaria-infected mosquito. Symptoms of malaria include fever and other flu-like symptoms including shaking chills, headache, muscle aches, and tiredness. Nausea, vomiting and diarrhea may also occur. If not promptly treated, malaria has the potential to cause kidney failure, seizures, mental confusion, coma, and death. Malaria can be cured with prescription drugs. The type of drugs and length of treatment depend on which kind of malaria is diagnosed, where the patient was infected, the age of the patient, and how severely ill the patient was at start of treatment.

As noted in the attached “Health Information for Travelers to Ghana” published by the U.S. Centers for Disease Control and Prevention, other diseases carried by insects in West Africa include Dengue, filariasis, leishmaniasis, and onchocerciasis (river blindness). Protecting yourself against insect bites will help to prevent these diseases.

Schistosomiasis, a parasitic infection, can be contracted in fresh water in West Africa. You should not swim in freshwater.

## GETTING TO KNOW GHANA

The Republic of Ghana is a West African country lying on the Gulf of Guinea. Ghana was formed from the merger of the British colony of the Gold Coast and the Togoland trust territory, and in 1957 it became the first sub-Saharan country in colonial Africa to gain its independence. Ghana is named after the medieval West African kingdom of the same name, but whose location was actually further north than the modern country.

Ethnically, Ghana is divided into small groups speaking more than 50 languages and dialects. Among the more significant linguistic groups are

- the Akans, which include the Fantis along the coast and the Ashantis in the forest region north of the coast,
- the Guans, on the plains of the Volta River,
- the Ga- and Ewe-speaking peoples of the south and southeast, and
- the Mossi-Dagomba-speaking tribes of the northern and upper regions.

English is the official language of Ghana, but it is still a second language for most Ghanaians.

Nana Akufo-Addo is the current president of Ghana (elected December 2016). The next presidential election will be held in 2020.

Ghana is 238,533 square kilometers (92,098 square miles) with a total border of 2,959 kilometers (1,839 miles), 539 kilometers (335 miles) of which is coastline along the Gulf of Guinea. Ghana is similar in size to Oregon and the United Kingdom.

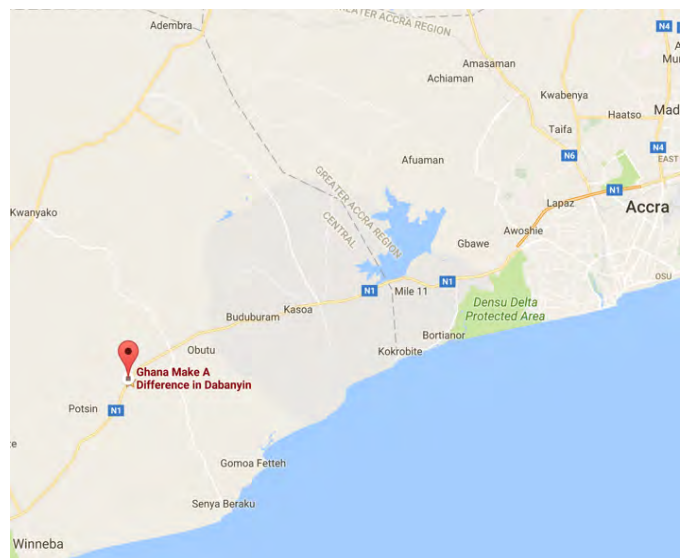
Ghana is bordered by Burkina Faso to the north, Côte d'Ivoire (Ivory Coast) to the west, Togo to the east, and the Gulf of Guinea to the south.

At 8,503 square kilometers (3,283 square miles), Lake Volta is the world's largest man-made lake (by surface area) and represents 3.6% of Ghana's surface area.

Ghana's highest point is Mount Afadjato at 885 meters (2,903 feet).

Ghana consists of 10 political states called *regions*: Ashanti, Brong-Ahafo, Central, Eastern, Greater Accra, Northern, Upper East, Upper West, Volta, and Western.

The GMAD children's home (★) is located in the Central Region, 50 kilometers (31 miles) west of Accra. Depending on traffic, it takes 1-2 hours to drive from the airport to the children's home.



Ghana's natural resources include gold, timber, industrial diamonds, bauxite, manganese, fish, rubber, hydropower, petroleum, silver, salt, and limestone.

Agricultural land represents 69% of Ghana and forest land covers 21%.

Agriculture products include cocoa, rice, cassava, peanuts, corn, shea nuts, bananas and timber.

Industries include mining, lumbering, light manufacturing, aluminum smelting, food processing, cement, small commercial ship building and petroleum.

Accra is the capital of Ghana with a population of approximately 2.5 million (approximately 4 million in the Greater Accra metropolitan area).

The population of Ghana is approximately 27 million.

71% of the population is Christian and 18% are Muslim.

57% of the population is under the age of 25.

25% of the total population (50% of the rural population) is without electricity.

Ghana has a tropical climate. It is warm and comparatively dry along southeast coast, hot and humid in southwest, and hot and dry in north.

Although temperatures do vary with season and elevation, as the following chart shows, the temperature remains relatively steady all year round. May and June represent the peak of rainy season, and July and August are the coolest months of the year.

Month	Jan	Feb	Mar	Apr	May	Jun	Jul	Aug	Sep	Oct	Nov	Dec
Record high °C (°F)	31 (88)	32 (90)	32 (90)	32 (90)	32 (90)	29 (84)	27 (81)	27 (81)	29 (84)	30 (86)	31 (88)	31 (88)
Average high °C (°F)	27.5 (81.5)	27.5 (81.5)	28 (82)	28 (82)	27 (81)	26 (79)	25 (77)	24 (75)	26 (79)	26 (79)	27 (81)	27 (81)
Average low °C (°F)	23 (73)	23 (73)	24 (75)	24 (75)	23 (73)	23 (73)	22 (72)	21 (70)	22 (72)	22 (72)	23 (73)	23 (73)
Record low °C (°F)	15 (59)	17 (63)	20 (68)	19 (66)	21 (70)	20 (68)	19 (66)	18 (64)	20 (68)	19 (66)	21 (70)	17 (63)
Average rainfall mm (Inches)	16 (0.63)	37 (1.46)	73 (2.87)	82 (3.23)	145 (5.71)	193 (7.6)	49 (1.93)	16 (0.63)	40 (1.57)	80 (3.15)	38 (1.5)	18 (0.71)
Average rainy days	2	2	5	7	11	14	7	6	8	9	4	2
Average relative humidity (%)	79	77	77	80	82	85	85	83	82	83	80	79
Mean monthly sunshine hours	214	204	223	213	211	144	142	155	171	220	240	235

The *Harmattan*, a dry and dusty desert wind, blows from the Sahara Desert over Ghana and into the Gulf of Guinea between December and March, lowering the humidity.

### Public Holidays

- New Year's Day = Jan 1
- Independence Day = Mar 6
- Good Friday = varies
- Easter Monday = varies
- Labour Day = May 1
- Africa Day = May 25
- Republic Day = Jul 1
- Eid al Fitr (End of Ramadan) = Sep 20-21
- National Farmers' Day = Dec 4
- Eid al Adha (Feast of the Sacrifice) = Nov 27-28
- Christmas = Dec 25-26
- Revolution Day = Dec 31

## Time Zone

Ghana uses Greenwich Mean Time (GMT) all year. Ghana does not observe Daylight Savings. Ghana is

- 7-8 hours ahead of Pacific Time
- 6-7 hours ahead of Mountain Time
- 5-6 hours ahead of Central Time
- 4-5 hours ahead of Eastern Time

## EXTRA LEARNING

### Books to Read about Ghana:

- Road to Ghana - Alfred Hutchinson
- Ghana: Understanding the People and Their Culture - John Kuada and Yao Chachah
- Greetings from Ghana: An Englishman's Adventure's from the City of Accra - M.J. Poynter
- This History of Ghana - Roger S Gocking
- Cocoa and Chaos in Ghana - Gwendolyn Mikell
- The State of Africa: A History of Fifty Years of Independence - Martin Meredith
- People of the Zongo: The Transformation of Ethnic Identities in Ghana - Enid Schildkrout
- Lonely Planet Ghana

### Internet Sites about Ghana

- Ghana Tourism Website - [www.touringghana.com](http://www.touringghana.com)
- United Nations Ghana Site - [www.un.int/ghana](http://www.un.int/ghana)
- Ghana Website Directory - [www.ghanaweb.com](http://www.ghanaweb.com)
- Ghana Radio Stations Online - [radiostationworld.com/locations/Ghana/radio\\_websites.asp](http://radiostationworld.com/locations/Ghana/radio_websites.asp)
- Ghana Modern News Page - [www.modernghana.com/ghanahome](http://www.modernghana.com/ghanahome)
- Ghana Social Lounge - [www.ghanalounge.com](http://www.ghanalounge.com)
- Lonely Planet - [www.lonelyplanet.com](http://www.lonelyplanet.com)

## TWI LANGUAGE

The official language of Ghana is English, but the truth is, English is a second language there. There are 9 native languages *sponsored* by the government, with the main one being Akan. Akan has two major dialects: Twi and Fante. These two dialects are so widely spoken that they are often given the status of separate languages. As the country's official language, English is the language used in government and business affairs. It is also the standard language used for educational instruction.

English is very common and you will very rarely (even in the remotest parts of Ghana) not be able to find someone who can speak English, however the local people appreciate it if you make an attempt to speak the local language. While there are many languages and dialects in Ghana, Twi is commonly spoken and understood. A great website to visit and use as a resource for learning Twi before you leave is <http://www.twimadeeasy.com/>

### Common Twi Words and Phrases

Meh daasay = Thanks

Akwaaba = Welcome!

Ete sen = How are you?

Eh ye = I'm fine.

Na wo so eh = And you, how are you?

Wo din day sen = What is your name?

Meh din day John = My name is John

Meh re ko Legon = I'm going to Legon

Wo bay jay sen = What is the fare (for the taxi)?

Meh paa cho, te so = Please, reduce it (the fare)

te so bio kakra = reduce it again a little

Yoo, Yenko = Alright, let's go.

Way sen = This is how much?

Meh pay ankaa = I would like an orange

Obruni = Foreigner

# TERMS AND CONDITIONS



## GHANA MAKE A DIFFERENCE GHANA VOLUNTEER TERMS AND CONDITIONS

Carefully read and then send your signed copy of these terms and conditions (along with proof of your travel insurance) to GMAD

by email: [angie@ghanamakeadifference.org](mailto:angie@ghanamakeadifference.org)

by fax: 1-800-851-2792

or by mail: Angie Stephenson  
9319 W Hillsgate  
Star, ID 83669

By signing this document below, you acknowledge that you agree to the following terms and conditions.

### Travel

It is your responsibility to carry all necessary documents when traveling abroad. GMAD is not responsible for any supporting documents necessary for your travel needs or other purposes.

### Insurance

GMAD does not provide you with insurance of any kind. Travel insurance is **mandatory**, and you must purchase this prior to departing on your trip. You are solely responsible for evaluating and determining the type, extent and levels of any insurance coverage you need or desire for your planned volunteer travel period. However, any travel insurance you select **must cover** your entire travel period and **must include** health and emergency medical evacuation coverage.

### Refund Policy

All fees paid to GMAD as a part of the Ghana volunteer program are deemed to be charitable contributions, and GMAD is, therefore, unable to provide a refund of any fees.

Registration fees and program fees are not transferable to other persons.



## Personal Risks

Personal risks are numerous and include such things as disease, sickness, sexual assault, physical assault, threats, property crimes, and death. To understand the risks you are assuming as a GMAD volunteer in Ghana, **you agree to read** the following two attached publications: (1) "Statistical Report of Crimes against Volunteers" published by the Peace Corps and (2) "Health Information for Travelers to Ghana" published by the U.S. Centers for Disease Control and Prevention. Furthermore, **you acknowledge and accept the responsibilities and risks** associated with your agreement to travel to, temporarily live in, and provide volunteer services in Ghana. Once again, this travel and volunteer work can be hazardous and involves a certain degree of risk, and includes inherently dangerous activities and personal perils to you, both foreseen and unforeseen, all of which are fully accepted by and solely assumed by you, the volunteer. Therefore, Ghana Make A Difference, Inc. (GMAD), including any and all of GMAD's officers and directors, as well as GMAD's host country partner organizations and individuals are not liable, to the maximum extent of the law, for any loss or harm you may suffer, including but not limited to loss caused directly or indirectly by:

- Sexual Assault
- Physical Assault
- Threats
- Property Crimes
- Personal injury
- Emotional injury
- Death
- Illness or disease
- Damage to or loss of property
- Hostage situations
- War or terrorism.

## Indemnity

You agree to indemnify GMAD against any and all liability which GMAD incurs arising directly or indirectly out of, or in connection (in any way) with, your travel to, living in and providing services in Ghana.

## Code of Conduct

As a GMAD volunteer, you agree to abide by the code of conduct (as presented in your volunteer application and as outlined below) at all times and in all places throughout the entire period of your volunteer experience.

- No alcohol\*
- No illegal drugs\*
- No profanity
- No tobacco\*
- No pornography\*
- No vulgar language
- No marijuana\*
- No prescription drugs without a prescription\*

\* You understand that if you violate any of these details of the volunteer code of conduct you will be removed from the volunteer program and asked to immediately leave the children's home in Ghana, and that you will bear the financial burden associated with such removal, including but not limited to hotel costs, transportation costs, and itinerary change fees.

## GMAD Ghana Staff

As already indicated in your application, you understand and agree to the following:

- You understand that GMAD staff members are not allowed to accept gifts and money from volunteers.
- You will not give gifts or money to GMAD staff, GMAD children and the Ghana community.
- If you want to help with a specific need at GMAD or in the community, you agree to provide such help via GMAD by contacting GMAD directly.
- You understand that as a volunteer, you are not expected to give any token gifts to the Ghana staff, BUT if you choose to give a gift of appreciation: (a) you will limit your gift to a small token, (b) whenever possible you will give equally to all staff members and coordinate this gift giving with the director of the children's home, and (c) if you do not give equally to all staff members, you will be sensitive to the situation and you will be discreet in your giving.

## Photos, Emails and Social Media Posts

For promotional / marketing purposes, do you grant GMAD the right to use your communication (e.g., emails, texts messages and social media posts) and your images (e.g., photos and videos) relating to your experience as a GMAD volunteer?

Yes  No



Luggage and GMAD Supplies

When traveling to Ghana, airlines typically allow you to travel with two 50-pound pieces of checked luggage in addition to your carry-on luggage. Are you willing to use at least one of your allowed pieces of checked luggage to transport supplies for our GMAD Ghana operations?

Yes  No

If yes, GMAD will pack a 50-pound piece of luggage with supplies and work with you to coordinate getting that luggage to you before you depart to Ghana.

Miscellaneous

To the full extent permissible at law, all representations, terms, warranties, guarantees, or conditions whether implied by statute, common law or custom of the trade or otherwise, including, but not limited to, implied warranties and guarantees, are excluded.

Notwithstanding anything else contained in any agreement, the liability of GMAD to you, the volunteer, shall not in aggregate exceed the amount of the registration fee paid by the volunteer.

GMAD reserves the right to remove you as a volunteer from the program.

Force Majeure

GMAD has no liability for any lack of performance, unavailability or failure of the services, or for any failure of GMAD to comply with these terms and conditions, where the same arises from any cause reasonably beyond the control of GMAD.

Governing Law

These terms are governed by the laws of Idaho in the United States of America.

Emergency Contact Information

Name: \_\_\_\_\_

Relation to you: \_\_\_\_\_

Address : \_\_\_\_\_

Phone: \_\_\_\_\_

Email: \_\_\_\_\_

By signing below, I acknowledge that **I have read** the “Statistical Report of Crimes against Volunteers” published by the Peace Corps, that **I have read** the “Health Information for Travelers to Ghana” published by the U.S. Centers for Disease Control and Prevention, and that **I understand and accept the significant risks** associated with being a GMAD volunteer in Ghana. By signing below, I further acknowledge that I agree to the *Ghana Make A Difference Ghana Volunteer Terms and Conditions* as outlined in this document.

\_\_\_\_\_  
Volunteer’s name (printed)

\_\_\_\_\_  
Volunteer’s signature

\_\_\_\_\_  
Parent’s name if volunteer is under 18 (printed)

\_\_\_\_\_  
Parent’s signature (if volunteer is under 18)



Peace  
Corps

**2016**  
Statistical Report  
of Crimes against Volunteers



# Table of Contents

<b>INTRODUCTION</b> .....	<b>1</b>
About this Report .....	1
Crime Classification .....	1
Crime Victims, Incidents, and Victimitizations .....	3
Volunteer Safety and Security Support System .....	3
Key Findings of 2016 Report .....	4
<b>REPORTED CRIME IN 2016</b> .....	<b>6</b>
Overview .....	6
Physical and Financial Consequences of Crime.....	8
Involving Local Authorities or Law Enforcement .....	10
<b>10-YEAR TREND IN CRIME INCIDENCE RATES</b> .....	<b>13</b>
Overview .....	13
Sexual Assaults against Female Volunteers.....	14
<b>IN-SERVICE DEATHS</b> .....	<b>16</b>
Overview .....	16
<b>PEACE CORPS MODEL OF SAFETY AND SECURITY</b> .....	<b>18</b>
Managing Safety and Security Risks .....	18
Integration .....	18
Mitigation.....	18
Response.....	18
<b>APPENDIX A: METHODOLOGY</b> .....	<b>20</b>
Data Source and Quality.....	20
Classification Hierarchy and Offense Definitions .....	21
Peace Corps Crime Definitions.....	21
Changes to Crime Reporting .....	23
Data Analysis .....	23
Demographic Characteristics of Victims .....	25
Data Strengths and Limitations.....	28
<b>APPENDIX B: DETAILED CRIME STATISTICS</b> .....	<b>29</b>
Introduction .....	29
Homicide .....	30
Kidnapping .....	31
Rape .....	33
Aggravated Sexual Assault.....	36
Robbery .....	40
Aggravated Physical Assault .....	43
Non-Aggravated Sexual Assault .....	46
Non-Aggravated Physical Assault.....	49

Burglary.....	52
Threat.....	56
Theft.....	59
Vandalism .....	64
Stalking .....	66
Africa Region .....	70
Europe, Mediterranean, and Asia Region.....	83
Inter-America and the Pacific Region .....	94
<b>APPENDIX C: PEACE CORPS POSTS AND REGIONS.....</b>	<b>105</b>
Peace Corps Posts Included in 2016 Analysis .....	105
Country of Incident versus Post of Service .....	106
Volunteers at Post, 2015–16.....	107
Concluding Note .....	111

# Introduction

## About this Report

The Statistical Report of Crimes Against Volunteers 2016 provides summary statistics of reported crime victimizations of Peace Corps Volunteers and trainees that occurred in calendar year 2016. It is based on administrative data documented in the Consolidated Incident Reporting System (CIRS)<sup>1</sup>. In addition, this report provides a global trend analysis of reported crime victimizations for the last 10 years and statistics on all in-service deaths since 1962. The purpose of this publication is to inform the agency, current Volunteers and trainees, prospective Volunteers, the general public, Congress, researchers, and the media on the number and types of victimizations reported by Peace Corps Volunteers and trainees (hereinafter referred to as “Volunteers”).

Most Peace Corps Volunteers serve abroad for approximately two years<sup>2</sup>, working directly with communities in developing countries to build local capacity in a variety of areas ranging from agriculture to education. In 2016, a total of 10,309 individuals served or trained overseas with the Peace Corps in 66 countries at some point in the year.

While this report provides a reliable set of administrative statistics critical to the management of Peace Corps’ safety and security policies and procedures, it only reflects crimes that were reported to the Peace Corps. Because Volunteers may not report all crimes they experience to the Peace Corps, these reported victimizations are a subset of all victimizations and security incidents that may have happened in the calendar year<sup>3</sup>.

## Crime Classification

The Peace Corps collects crime incident reports for the following crimes<sup>4</sup>: homicide (i.e., killing by another person), kidnapping (i.e., detention of a Volunteer against his or her will for an extended period of time), rape (i.e., penetration without consent by force, threat of force, or when the victim is incapable of consenting), aggravated sexual assault (i.e., unwanted sexual contact by force, threat of force, or when the victim is incapable of consenting), robbery (i.e., taking or attempting to take property or cash by force or the threat of force), aggravated physical assault (i.e., assault that resulted in or could have resulted in severe injury), non-aggravated sexual assault (i.e., unwanted sexual contact or kissing on the mouth without force), non-aggravated physical assault (i.e., assault that resulted in no injury or minor injury), burglary (i.e., unlawful or forcible entry into a residence), threat (i.e., words or actions without physical contact that cause a reasonable fear), theft (i.e., taking or attempting to take property or cash without force), and vandalism (i.e., malicious damage of property). In

---

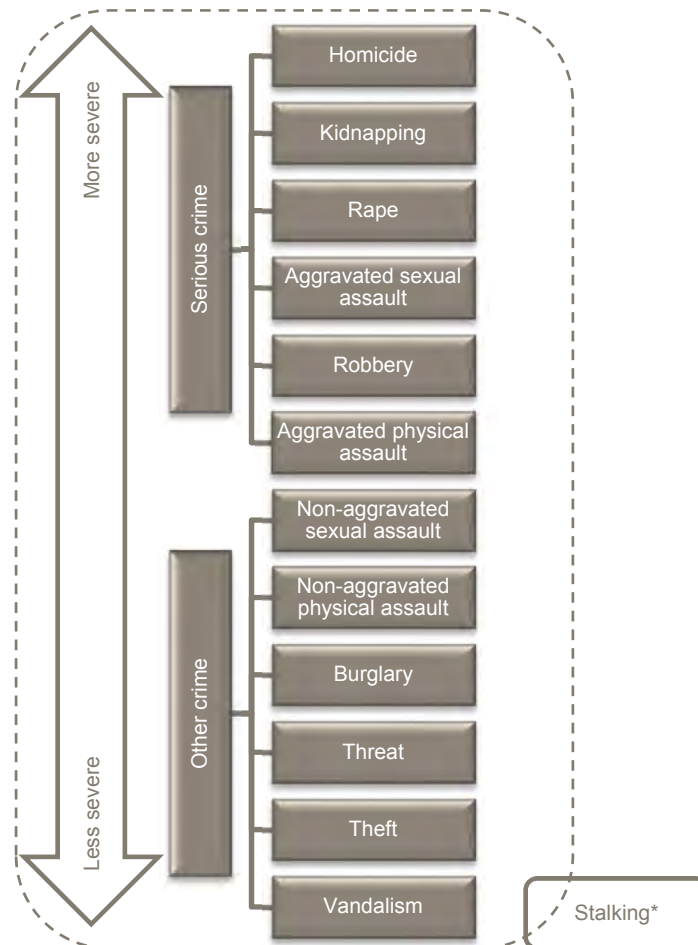
<sup>1</sup> CIRS serves as a point-in-time record of reported incidents and contains a complete listing of such records at any given time. However, the number and content of records in CIRS may change as data are being generated continuously during the administrative process. Data used in this report are current as of April 28, 2017, and may be updated after this report is published.

<sup>2</sup> Peace Corps’ flagship program typically lasts 27 months and usually consists of three months of overseas training and 24 months of service in the assigned community.

<sup>3</sup> In an effort to develop a more comprehensive picture of reported and unreported crime against Volunteers, the Peace Corps launched in 2014 a Security Incident Questionnaire (SIQ). To read reports based on the SIQ results, including ways in which SIQ and CIRS data differ, or, visit <https://www.peacecorps.gov/about/open-government/reports/>.

<sup>4</sup> Refer to appendices A and B for official Peace Corps definitions of these crimes.

addition, stalking (which may include any other types of crime) is documented. For the purposes of this report, homicide, kidnapping, rape, aggravated sexual assault, robbery, and aggravated physical assault are categorized as serious crime.



\* Stalking is not part of the severity hierarchy, as it can include other types of reportable incidents.

While the Peace Corps treats all crimes seriously, regardless of their placement on the severity hierarchy, certain crimes pose a threat or potential threat to life and limb, and as a result are categorized as serious crimes.

## Crime Victims, Incidents, and Victimization

In this report, a crime victim is defined as a Peace Corps Volunteer or trainee who has been directly affected by one or more crimes. A single crime may involve one or multiple victims.



A crime incident, or a crime, is defined as a situation that directly affects the personal property or physical well-being of one or more Peace Corps Volunteers and meets the definition of the Peace Corps crime categories. For each type of crime, these definitions may differ from the definitions used in U.S. state and criminal law.

Crime victimization is defined as a count of how many times, collectively, Peace Corps Volunteers became victims of crime. If one person was a victim in three crime incidents, it counts as three victimizations. If three people were victims in one crime incident, it also counts as three victimizations.

## Volunteer Safety and Security Support System

The safety and security of Volunteers is one of the Peace Corps' top priorities in implementing its mission and goals. The agency's safety and security model is based on collaboration with local authorities, host families, and communities where Volunteers live and work and relies on the premise of shared responsibility. The agency's decisions about the safety and security of Volunteers are informed by data, best practices, and advice from experts in overseas security.

Introduction to the Peace Corps' safety and security management system begins during the recruitment process by orienting potential Volunteers to the inherent risks of overseas service and the prevailing security conditions in the countries in which the candidates are interested.

When Peace Corps applicants are selected for service, they are educated on the agency's safety and security management system and are provided with country-specific safety and security information, policies, and expectations before they leave the United States. Once the Peace Corps trainees arrive in their country of service, they become part of the Peace Corps overseas post's safety and security management system, where they remain for the duration of their service as a Volunteer. Safety and security is a priority topic and is continuously emphasized during training and throughout service. The primary objective of the safety and security management system is to provide Volunteers with knowledge and skills necessary to recognize, assess, and manage risk. If incidents occur, the system provides a network of support and services to Volunteers.



At each Peace Corps post, a country director (the senior Peace Corps official responsible for all aspects of Peace Corps' program in that country) is responsible for overseeing the safety and security of Volunteers. Whereas safety and security of Volunteers is a collective duty of all staff members, at least one safety and security manager at post is directly responsible for the day-to-day operations of the safety and security management system. Safety and security managers train Volunteers and provide them with security consultations and advice. They respond to safety and security incidents and maintain documentation about these incidents. The safety and security manager works directly with Volunteers, Peace Corps staff, local authorities, host families, and local communities on a daily basis<sup>5</sup>.

## Key Findings of 2016 Report

- In 2016, 1,314 Volunteers (13 percent of all Volunteers serving overseas in the calendar year) reported one or more crime incidents, including 218 Volunteers (2 percent) who reported serious crime. The percentage of Volunteers who report crime to the Peace Corps remained essentially unchanged since 2012<sup>6</sup>.
- Property-related crimes (thefts, burglaries, robberies, and vandalism) accounted for 66 percent of all reported crime victimizations. The incidence rate of robbery has declined by 38 percent from 2015 (from 0.025 crimes to 0.016 crimes per year per person<sup>7</sup>), which is the largest reduction across all types of crime. This substantial decline in reported robberies was observed after the agency's concerted effort to modify Volunteer placement strategies at several posts.
- A total of 270 Volunteers (3 percent), including 256 women and 14 men, reported one or more sexual assaults (non-aggravated sexual assault, aggravated sexual assault, or rape). This represents an increase from 2 percent of Volunteers who reported one or more sexual assaults in 2015.
- In addition to the higher percentage of Volunteers reporting sexual assaults, the number of reported sexual assault victimizations per person has increased as well. For example, the incidence rate of non-aggravated sexual assault (which represents 71 percent of all reported sexual assault victimizations) has increased by 28 percent from 2015 (from 0.025 crimes to 0.032 crimes per year per person).
- One hundred Peace Corps Volunteers (7 percent of crime victims) were injured in one or more reported crimes. Injuries were most common in instances of aggravated physical assaults (64 percent) and robberies (30 percent). It was more common for Volunteers to face armed offenders in instances of aggravated physical assault and robbery than in any other type of crime.

---

<sup>5</sup> For more information about safety and security of Volunteers in the Peace Corps, visit our website at: [www.peacecorps.gov/volunteer/health-and-safety/safety-and-security/](http://www.peacecorps.gov/volunteer/health-and-safety/safety-and-security/).

<sup>6</sup> Historically, the Peace Corps' crime reporting system was incident-based, which was modified to the victimization-based system in 2013. Starting from 2012, the year of system transition, all Volunteer victims could be identified. In 2012, 1,536 Volunteers (13 percent) reported one or more crimes to the Peace Corps; in 2013, 1,432 Volunteers (14 percent); in 2014, 1,271 Volunteers (12 percent); and in 2015, 1,278 Volunteers (13 percent) reported one or more crime.

<sup>7</sup> In calculating incidence rates, the Peace Corps adjusts the number of Volunteers to account for differences in the length of time each individual Volunteer served during a calendar year and typically reports incidence rates per 100 Volunteer-trainee years or VT years (e.g., robbery: 2.53 crimes per 100 VT years to 1.58 crimes per 100 VT years).

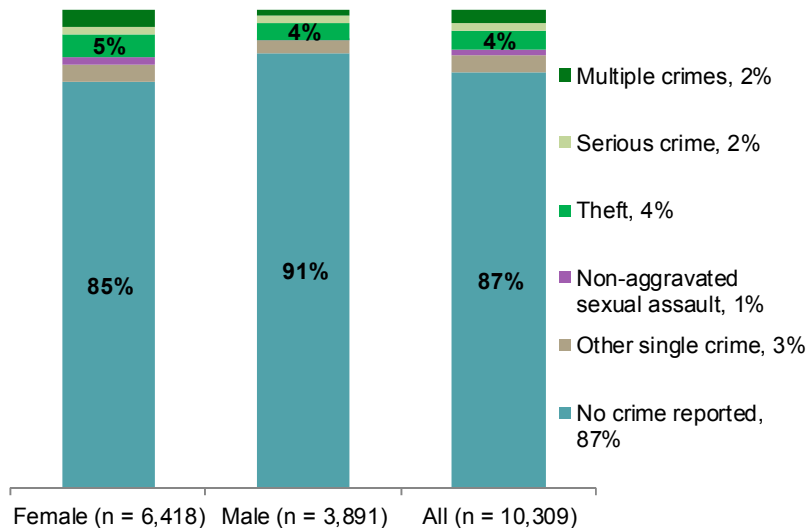
- The combined value of property lost to crime was estimated at \$315,000. The value of property lost per victimization ranged from a median of \$5 for vandalism to a median of \$212 for burglary.
- Peace Corps Volunteers decided to notify local authorities or local law enforcement in 541 instances, or 35 percent of reported victimizations. In response to these reports, 61 offenders were apprehended.
- Two Peace Corps Volunteers died in service in 2016. One death occurred due to a motor vehicle/traffic accident, and one due to an indeterminate cause.

# Reported Crime in 2016

## Overview

A total of 10,309 Peace Corps Volunteers served or trained overseas for all or part of 2016 (regardless of whether an individual was overseas for one day or for the entire year). In 2016, a total of 1,314 Volunteers (13 percent) reported one or more crimes to the Peace Corps (figure 1). Theft was the most commonly reported crime.

**Figure 1: Volunteers who reported crime by sex and selected type of crime, 2016**



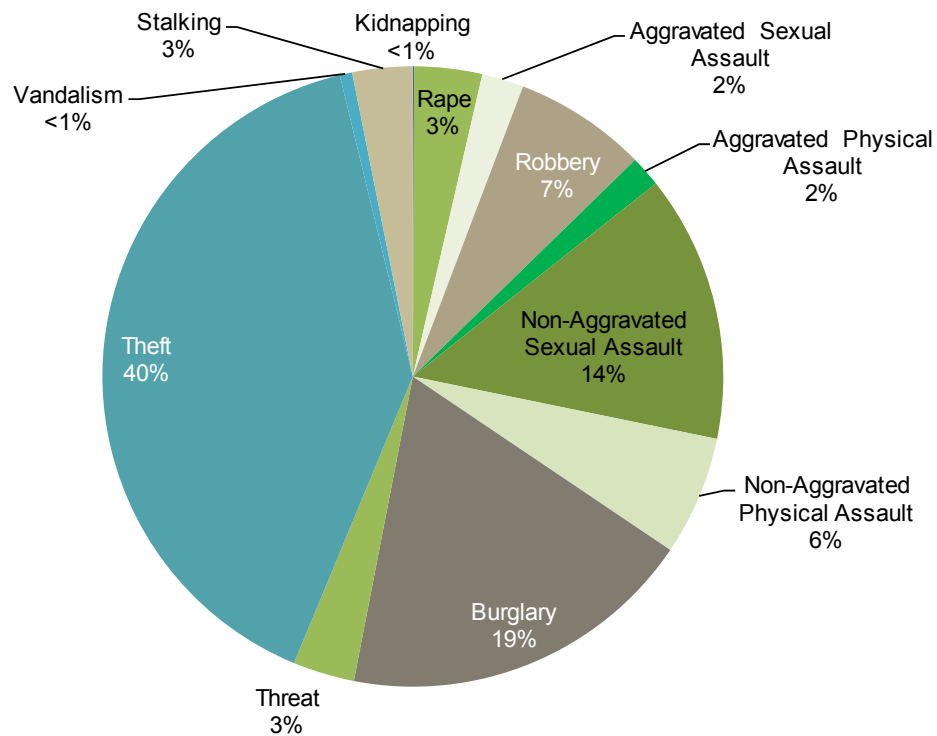
Percentage of Volunteers. Number of Volunteers:

	Multiple crimes	Single serious crime	Single theft	Single non-aggravated sexual assault	Other single crime	No crime reported
Female	210	115	295	114	233	5,451
Male	44	51	145	6	101	3,544
All Volunteers	254	166	440	120	334	8,995

Worldwide, Peace Corps Volunteers reported 1,461 crime incidents that resulted in 1,559 victimizations (1.2 per person)<sup>8</sup>. Property-related crimes – offenses where the purpose was to obtain or damage a Volunteer’s possessions – accounted for the largest portion of crime victimizations (66 percent). Thefts accounted for 40 percent of the overall total, burglaries 19 percent, robberies 7 percent, and vandalism for less than 1 percent of all reported victimizations (figure 2). The proportion of non-aggravated sexual assault victimizations has increased by four percentage points compared with 2015, and the proportion of robbery victimizations has decreased by four percentage points.

<sup>8</sup> A difference in the number of victims, incidents, and victimizations is primarily attributed to multi-victim incidents. In addition, cases of stalking that count as separate incidents (along with crimes that may constitute stalking) contributed to the difference.

**Figure 2: Distribution of crime victimizations by type of crime, 2016**



Percentage of victimizations; n = 1,559.

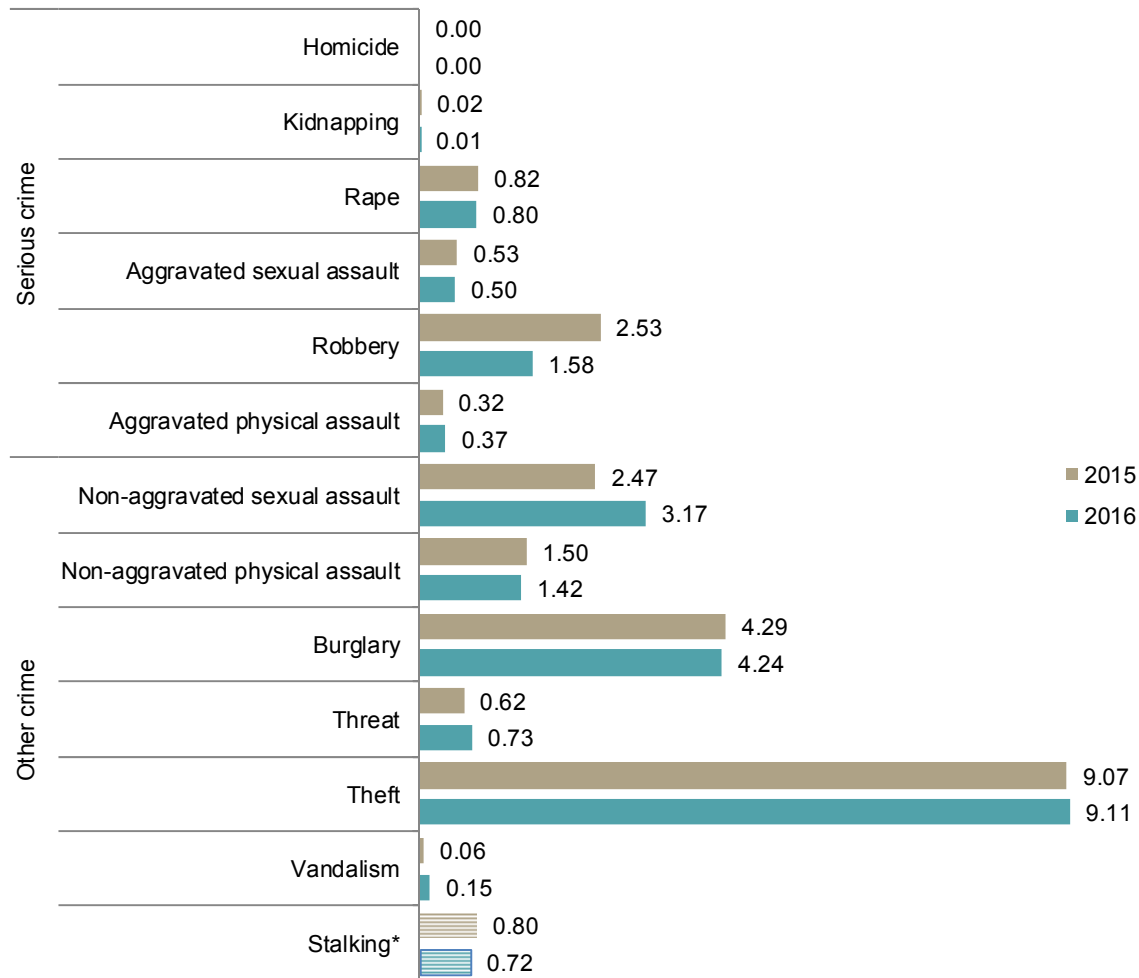
The Peace Corps calculates crime incidence rates to compare the victimization across types of crime, time periods, and subgroups of Volunteers. An incidence rate is the number of reported crime victimizations per population member within a given time period. The Peace Corps adjusts its population at risk (10,309 persons) to account for differences in the length of time each individual Volunteer served during a calendar year (called Volunteer-trainee years or VT years)<sup>9</sup>. There were 6,838 VT years in calendar year 2016.

Overall, the profile of crime types Peace Corps Volunteers reported in 2016 changed little compared with 2015. There were no homicides in either 2015 or 2016<sup>10</sup> (figure 3). Theft had the highest incidence rate, and kidnapping had the lowest rate. Consistent with 2015 and previous years, the incidence of theft was double that of the second most common crime, burglary. Non-aggravated sexual assault was the crime with the third highest incidence rate, which has increased by 28 percent from 2015. The incidence rate of robbery has declined by 38 percent from 2015, which is the largest reduction across all types of reported crime. This substantial decline in reported robberies was observed after the agency’s concerted effort to modify Volunteer placement strategies at several posts.

<sup>9</sup> If one Volunteer served for the entire 12 months in 2016, this Volunteer is counted as one VT year. If two Volunteers served six months each, these two Volunteers are counted as one VT year. If 12 Volunteers served one month each, these Volunteers are counted as one VT year. Thus, 6,838 VT years indicate that, cumulatively, 10,309 persons served for (6,838 x 12) months.

<sup>10</sup> No Peace Corps Volunteer has been a victim of murder or non-negligent manslaughter since 2010.

**Figure 3: Crime incidence rates per 100 VT years by type of crime, 2015–16**



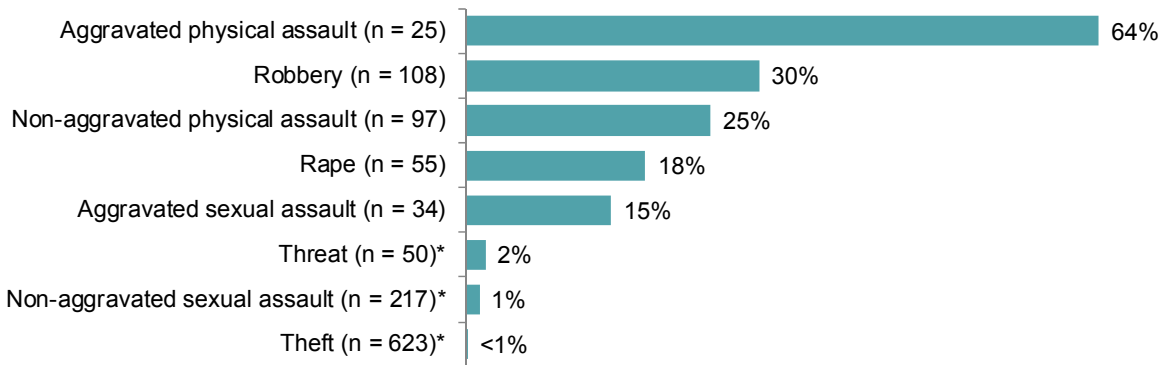
Incidence rate; 2016 (n = 1,559); 2015 (n = 1,520).

\* Stalking may include any other types of crime, which are also counted in their respective categories.

### Physical and Financial Consequences of Crime

Crime can have a profound impact on victims. In addition to the emotional harm it causes, crime can also impact the physical and financial well-being of Volunteers, affecting the victim’s family, friends, coworkers, and communities where they serve. In 2016, 132 Peace Corps Volunteers experienced a physical injury as a result of a reported incident, including 100 Volunteers who experienced injury as a result of crime victimization. Reported injuries ranged from cuts and scrapes requiring little to no medical attention, to more serious injuries requiring hospitalization and ongoing care. Injuries were most prevalent in aggravated physical assaults (64 percent), followed by robberies (30 percent) (figure 4).

**Figure 4: Victimization with injuries by type of crime, 2016**

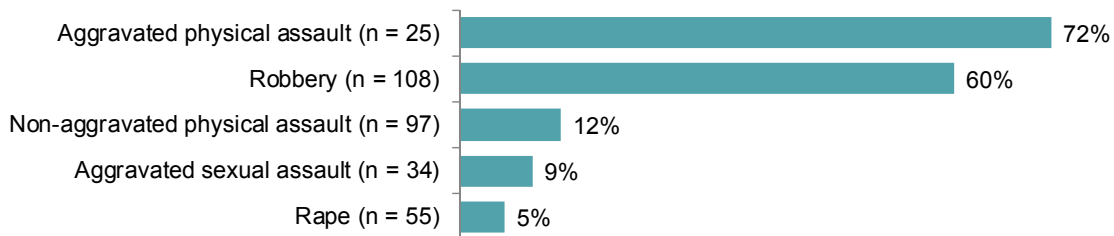


Percentage of victimizations.

\* Five persons incurred injuries in the course of non-aggravated sexual assault (3), threat (1), and theft (1). These injuries were concurrent to the crime and not inflicted by offenders (for example, victim falls down while running away).

Aggravated physical assault and robbery were two crimes where offenders were significantly more likely to use, display, or possess a weapon during the incident compared with other crimes (figure 5). Knives or other sharp objects were most common weapons Volunteers faced in these crimes (51%), followed by guns or firearms (28%) and blunt objects such as sticks or stones (20%).

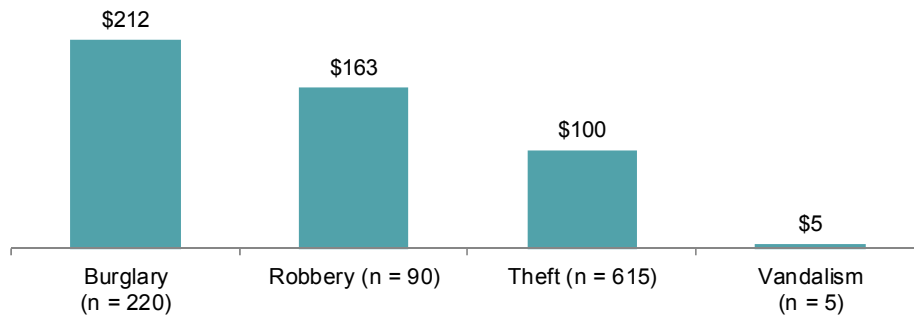
**Figure 5: Use, display, or possession of weapons by offenders, by type of crime, 2016**



Percentage of victimizations.

The combined value of property lost to crime was \$315,000, as estimated by the victims. Government property (such as grant money or Peace Corps-issued equipment) was lost in 4 percent of documented crime incidents and amounted to \$31,000. The value of property lost per victimization ranged from a median of \$5 (vandalism) to \$212 (burglary) (figure 6).

**Figure 6: Median loss per victimization by type of crime, 2016**

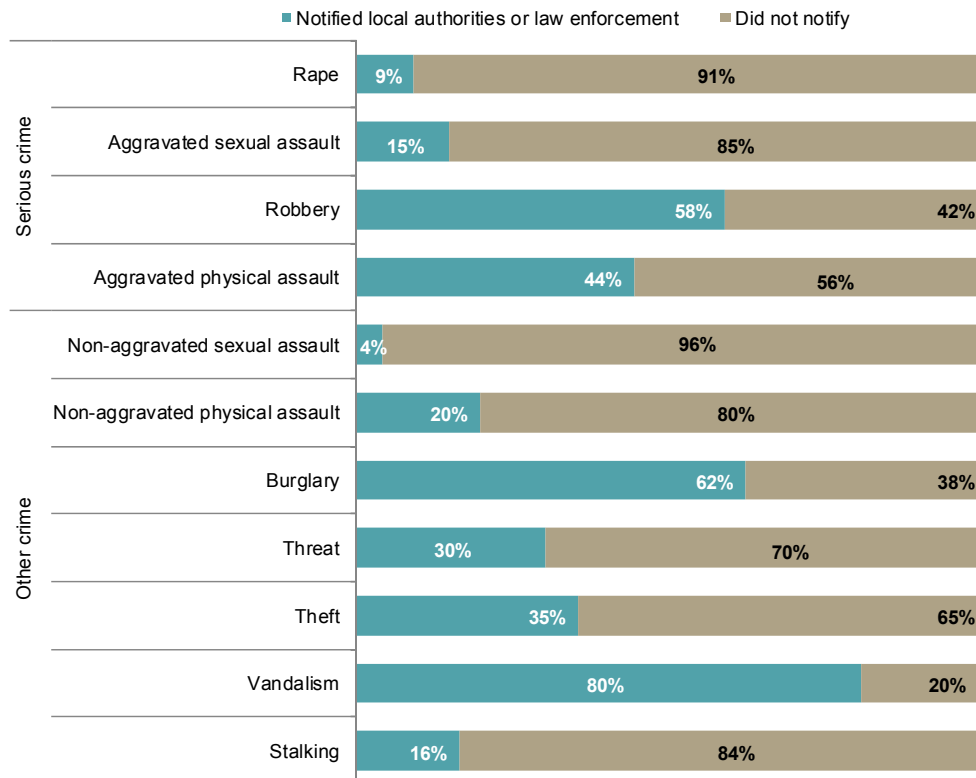


Based on victimizations that resulted in property loss.

### Involving Local Authorities or Law Enforcement

In 2016, Peace Corps Volunteers decided to notify local authorities (e.g., village headman or chief, or town mayor) or local law enforcement (e.g., local or national police, militia, or diplomatic security) in slightly more than one-third of reported victimizations (541 instances or 35 percent). The proportion of victimizations where local authorities or local law enforcement were notified varied by the type of crime and ranged from a low of 4 percent in cases of non-aggravated sexual assault to a high of 80 percent in cases of vandalism (figure 7).

**Figure 7: Victimization in which Volunteers notified local authorities or law enforcement by type of crime, 2016**

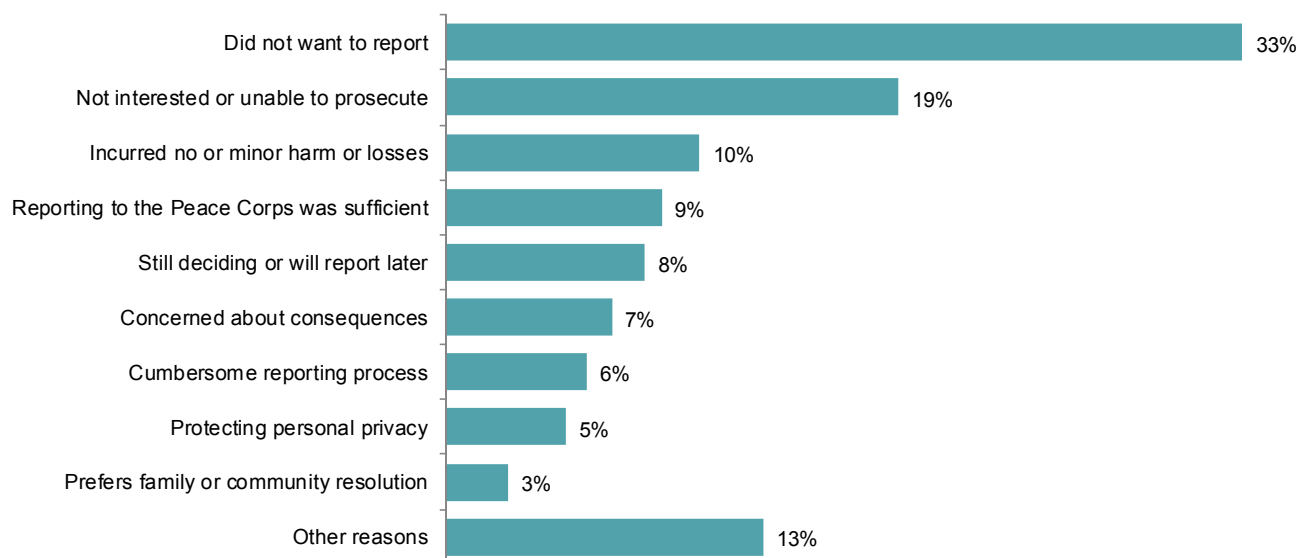


Percentage of victimizations. One case of kidnapping where the victim did not report the crime to the local authorities is not included.

The Peace Corps’ crime classifications, which are in large part based on the Federal Bureau of Investigations’ Uniform Crime Reporting Program, may not match the definitions of offenses in each of the 66 countries worldwide where Peace Corps Volunteers served. This means that an act that the Peace Corps considers a crime may not be against the law in local criminal justice systems, and vice versa. In addition, the level of confidence in local law enforcement among host country populations in many developing countries is lower relative to the United States.<sup>11</sup>

In conversation with safety and security managers about the incident, about half of Volunteers (53%) provided feedback on reasons why they did not report crime to local authorities or law enforcement. This feedback yielded two frequently mentioned themes—either general unwillingness to report or no inclination or evidence to prosecute offenders (figure 8).

**Figure 8: Reasons why Volunteers did not report crime to local authorities or law enforcement, 2016**



Percentage of victimizations; n = 582.

This chart presents results of the qualitative data analysis of responses to the open-ended question “Why the Volunteer did not report the incident to local authorities or local law enforcement?” Safety and security managers who interview victims of crime are instructed not to ask this question directly. If in the course of the interview, Volunteers share reasons for not reporting the incident to local authorities, these reasons are documented. The categories represent major themes that emerged in Volunteers’ feedback. Other reasons include feeling safe, disappointment, not the Volunteer’s responsibility, not worth reporting, property recovered, felt the perpetrator learned his lessons, was not optimistic about outcomes, etc.

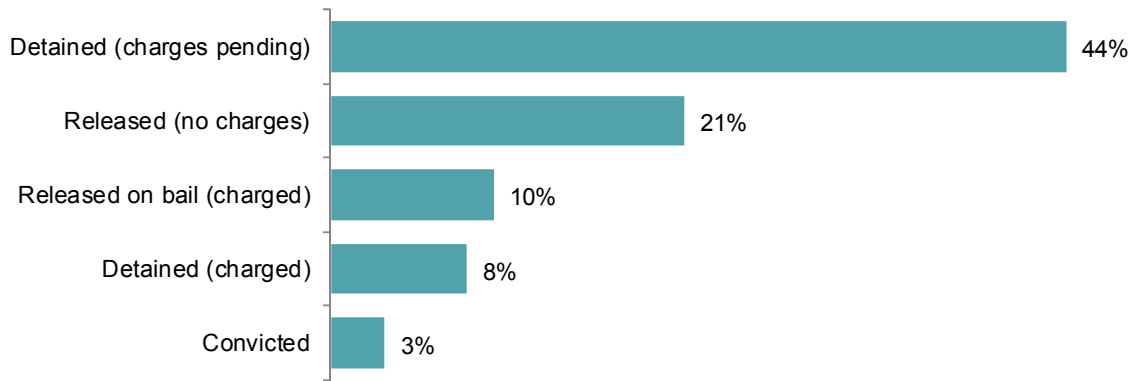
In 541 cases where Volunteer victims notified local authorities or local law enforcement, 61 offenders were apprehended. About one-fourth of those offenders were released without being charged. As of the close of the 2016 reporting period, only two offenders were convicted (figure 9).<sup>12</sup>

<sup>11</sup> Gallup. “Global Law and Order 2016.”

<sup>12</sup> Arrest and prosecutorial outcomes for reported offenses are current as of April 28, 2017, and may be updated after this report is published.



**Figure 9: Offender status, 2016**



n = 61.

# 10-Year Trend in Crime Incidence Rates

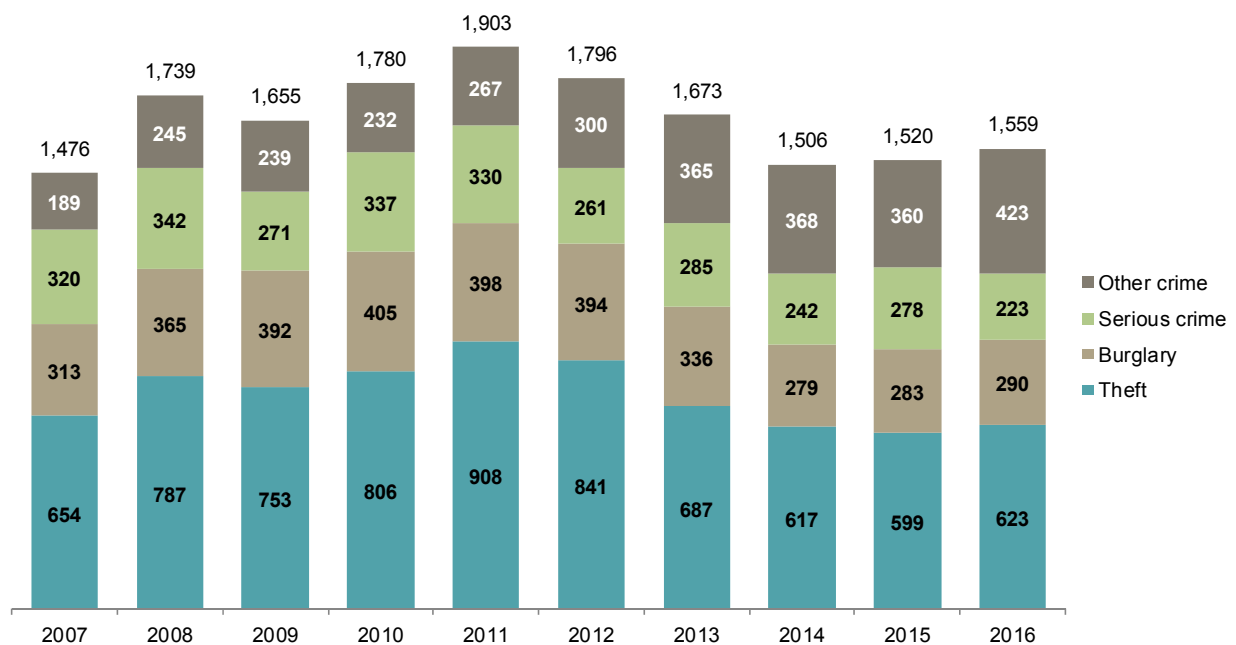
## Overview

The Peace Corps routinely monitors trends in the overall volume and rates of reported crime victimizations to identify patterns of increase, decline, or stabilization, as well as to determine how quickly the change may have occurred. This chapter provides an overview of global annual trends for the past 10 years.

The reader should note that a broad range of factors may have contributed to the observed changes in reported crime victimizations over time (for example, changes in the demographic characteristics of the Volunteer population or changes in the number and characteristics of Peace Corps host countries).

From 2007 to 2016, the number of reported crime victimizations fluctuated, but the crime incidence rate remained relatively stable, particularly since 2008. The number of reported victimizations ranged from a low of 1,476 in 2007 to a high of 1,903 in 2011 (figure 10). During the same time period, crime incidence rates (which take into account changes in the size of the Volunteer population) ranged from a low of 20 victimizations per 100 VT years in 2007 to a high of 23 victimizations reported in 2008–2010, and in 2013–2016 (figure 11).

**Figure 10: Volume of reported crime victimizations, 2007–16**

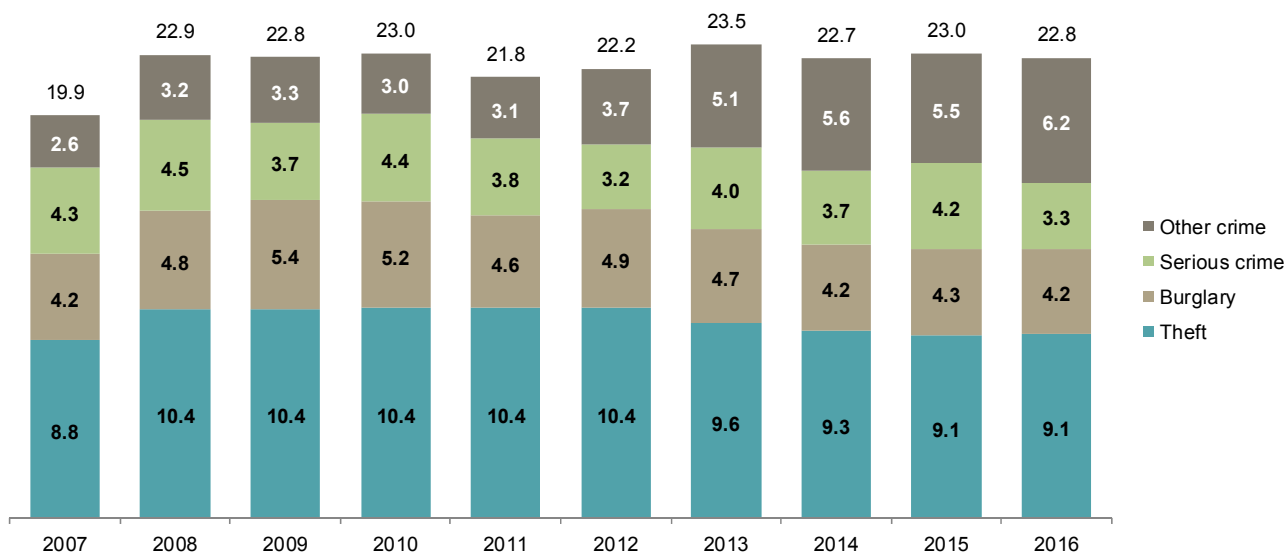


For the purposes of this report, homicide, kidnapping, rape, aggravated sexual assault, robbery, and aggravated physical assault are categorized as serious crime.

Although the relative volume of reported crime changed little over time, the composition of crime incidents by type has fluctuated notably over the years. During the past decade, theft and burglaries have contributed to the largest number of victimizations compared to any

other type of crime (figure 10). Yet, their combined incidence rate has steadily reduced between 2012 and 2016, from 15 to 13 victimizations per 100 VT years (figure 11). A significant reduction in the rate of reported serious crime, by 22%, was observed from 2015 to 2016. However, the 2016 rate of serious crime is within the range from 3 to 4 victimizations per 100 VT years seen in the last 10 years and generally has fluctuated little between 2007 and 2016. Other crime (which is comprised primarily of incidents of non-aggravated sexual assault) has steadily increased, with the most notable upturn observed from 2012 to 2013<sup>13</sup>.

**Figure 11: Crime incidence rates, 2007–16**



The sum of incidence rates in each category may not total to the overall rate due to rounding.

## Sexual Assaults against Female Volunteers

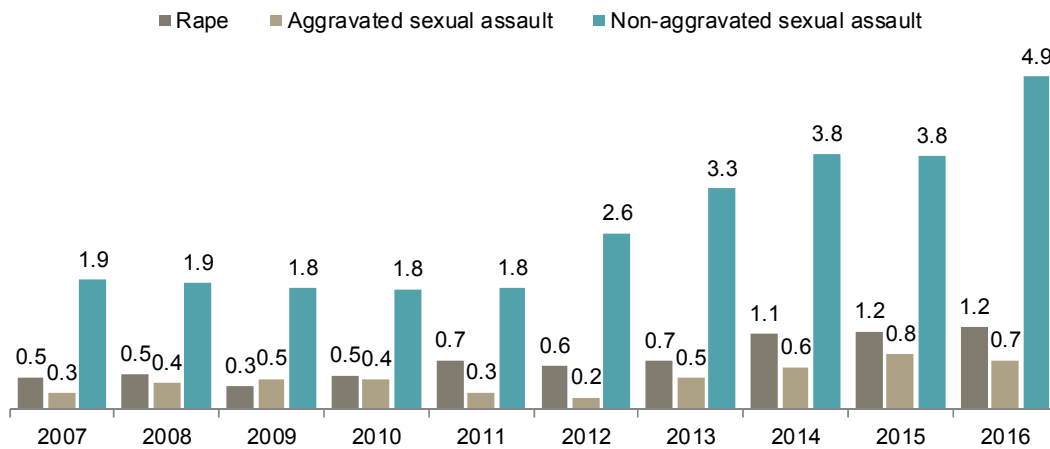
While the overall number of reported crime victimizations gradually declined from 2011 to 2014 (commensurate with changes in the size of the Volunteer population), the number of reported victimizations for each of the three types of sexual assaults—non-aggravated sexual assault, aggravated sexual assault, and rape—has increased during the same time period, which coincides with major changes to the agency’s policies, procedures, training, and support related to sexual assault. The incidence rate of reported non-aggravated sexual assault among females (who report disproportionately more sexual offences than men) more than doubled from two to five reported victimizations per 100 female VT years between 2011 and 2016 (figure 12).

The Peace Corps implemented the Kate Puzey Peace Corps Volunteer Protection Act of 2011 and established the Sexual Assault Risk-Reduction and Response Program (SARRRP). The SARRRP is designed to encourage victims to come forward and ensure that they are provided with a broad range of support services. Therefore, an increase in reporting (as

<sup>13</sup> During this period, the agency implemented a Sexual Assault Risk Reduction and Response program, which encouraged reporting of all sexual offences, including non-aggravated sexual assault, and provided resources and support to Volunteers who were victims of non-aggravated sexual assault to the same extent as to Volunteers who were victims of rape or aggravated sexual assault.

measured by incidence rates of reported sexual assault) was one of the expected and desired outcomes of the Kate Puzey Act and SARRRP. However, an increase or decline in reported sexual assault victimizations may also reflect changes in the population prevalence of sexual assaults rather than changes in victims' inclination to report crimes. Analysis conducted based on the two sources of data on crimes against Peace Corps Volunteers (administrative database of reported crimes and end-of-service crime victimization survey of all Volunteers) suggests that while the observed increase in reports of non-aggravated sexual assault and rape is partially attributable to an increase in the reporting of these types of incidents, the increase in reported aggravated sexual assaults more likely represents an increase in overall victimization.<sup>14</sup>

**Figure 12: Incidence rates of sexual assault by type of assault, females, 2007–16**



Counts of crime victimizations reported by female Volunteers:

	2007	2008	2009	2010	2011	2012	2013	2014	2015	2016
Rape (i.e. penetration without consent by force, threat of force, or when the victim is incapable of consenting)	21	24	15	24	39	32	32	47	48	52
Aggravated sexual assault (i.e., unwanted sexual contact by force, threat of force, or when the victim is incapable of consenting)	11	18	20	21	14	9	21	26	34	31
Non-aggravated sexual assault (i.e., unwanted sexual contact or kissing on the mouth without force)	84	85	78	84	96	130	146	158	156	209

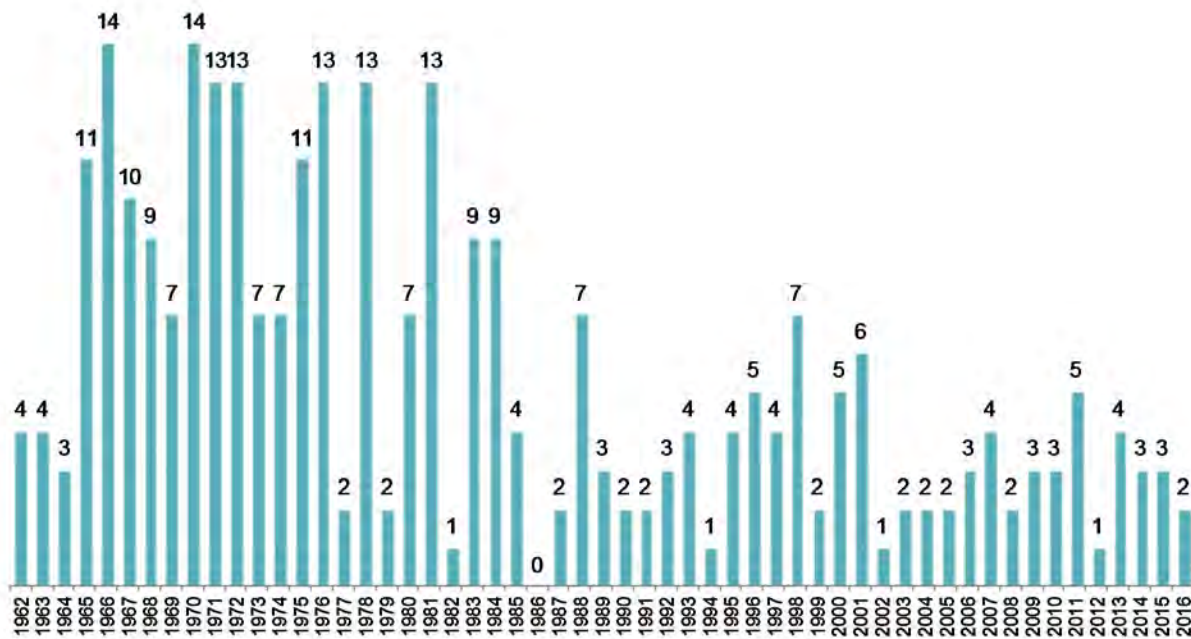
<sup>14</sup> See 2016 *End of Service Crime Survey Report* at <https://www.peacecorps.gov/about/open-government/reports> (analysis based on data from the Consolidated Incident Reporting System and Security Incident Questionnaire).

# In-Service Deaths

## Overview

Since the inception of the Peace Corps in 1961, 299 American men and women have passed away during service.<sup>15</sup> The number of deaths per year reached a high of 14 in 1966 and in 1970 (figure 13). No Peace Corps Volunteers died in service in 1961 or in 1986. Overall the number of deaths has declined from an average of 8 per year in the 1960s to the average of 3 per year in the 2000s.

**Figure 13: Number of deaths in service, 1962–2016**

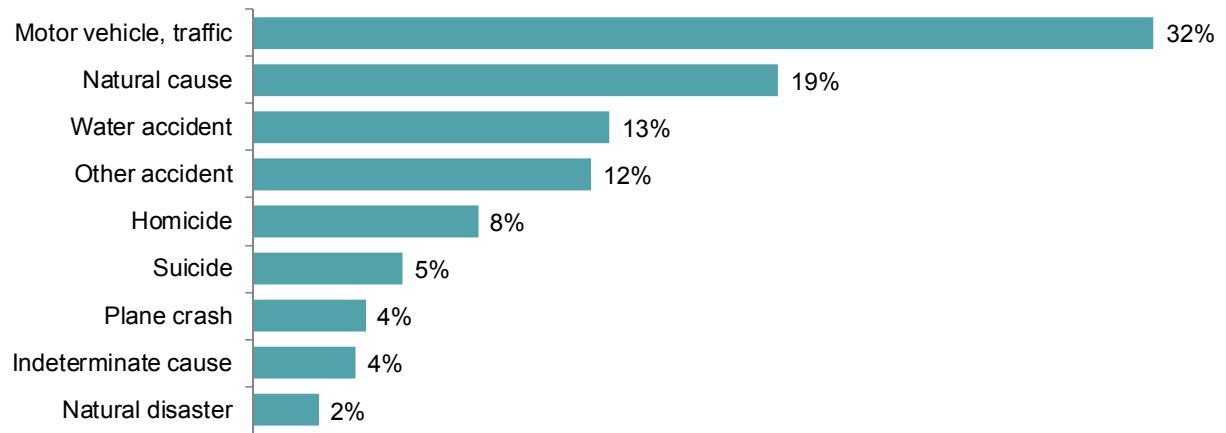


In-service deaths may occur in different manners, such as by homicide, suicide, accident, or natural causes. At times, the death of a Volunteer may be pending further investigation to establish its cause, or the cause of death may remain unknown. In both instances, this is reported as an indeterminate cause. Of the manners of death, only homicide—the willful non-negligent killing of a Volunteer by another person—is reported as a crime by the Peace Corps.

From 1962 to 2016, 24 Peace Corps Volunteers were murdered, 16 took their own lives, 189 died due to accidents, 57 passed away of natural causes, and 11 deaths were of indeterminate cause. In 2016, two in-service deaths occurred. One death occurred due to a motor vehicle/traffic accident, and one due to an indeterminate cause. Overall, road traffic accidents are the leading cause of death among Peace Corps Volunteers (figure 14).

<sup>15</sup> This includes the 297 Volunteers who died from 1962 to 2016, and the two who passed away in 2017 by the time of the report's completion.

**Figure 14: Percentage of deaths in service by the manner of death, 1962–2016**



n = 297.

# Peace Corps Model of Safety and Security

## Managing Safety and Security Risks

With a large geographic footprint in the developing world, Volunteers in Peace Corps host countries may face or experience higher levels of instability, natural disasters, political unrest, poorly regulated transportation, and crime than people in the United States. Serving as a Volunteer involves inherent risks. To reduce these risks, the agency has developed a holistic safety and security program in which Volunteers, Peace Corps staff, and communities all share responsibility for the Volunteer's well-being. The Peace Corps' safety and security program is based on three concepts: integration, mitigation, and response<sup>16</sup>.

### Integration

Integration reflects the Peace Corps' belief that Volunteers are safest when they are living and working in their respective communities—that the bonds they forge with community members form their most effective support network. To enable integration, staff members identify local communities for Volunteers, educate community members about the Peace Corps' mission and what they should expect from Volunteers, and train Volunteers on local cultural norms and language. In their turn, Volunteers demonstrate respect to local community members, including adapting to local language and culture, and develop relationships with community members and work partners, thereby creating an effective support network.

### Mitigation

Mitigation refers to an effort to reduce the risk and potential impact of safety and security incidents. To reduce the likelihood of crime against Volunteers, staff members conduct risk assessment of every site where they place Volunteers, make sure that Volunteer housing meets safety standards, and raise awareness of potential risk among Volunteers. Similar to the United States, Volunteers are responsible for maintaining situational awareness, making choices that will maximize their personal safety and security, maintaining upkeep of their housing, and proactively identifying risk.

### Response

Response covers actions in the event of a specific threat to the safety and security of Volunteers (e.g., emergency action plans<sup>17</sup>). It involves a multi-layer approach with immediate help provided by the in-country Peace Corps staff and local authorities in communities where Volunteers serve. When needed, regional staff members are involved as well as Peace Corps

---

<sup>16</sup> The content of this section is largely based on the Peace Corps "MySafety Guide: A Safety and Security Resource," 2016.

<sup>17</sup> Each Peace Corps program has an Emergency Action Plan (EAP) specific to that country and developed in cooperation with Peace Corps Washington and the local U.S. Embassy. Volunteers are thoroughly trained in their roles and responsibilities, and posts are prepared to respond to emergency situations.

staff members in the United States. Infrequently, other U.S. government agencies are involved in providing response to specific incidents that involve Volunteers.

Security consultation, logistical support, and financial support were the most common types of support immediately provided to Volunteers who reported crime. In 2016, Peace Corps staff provided security consultation to more than 900 Volunteers, logistical support to more than 500 Volunteers, and financial support to approximately 250 Volunteers who were victims of crime. Security consultation includes advice on how to prevent crime, assess threat, protect persons, facilities, and assets in adverse circumstances, create and maintain safe and secure environment at home and at work, and address other security challenges. For example, a personal visit to check the security of victim's house is a security consultation. Logistical support includes assistance with filing an insurance claim, reporting an incident to local police, making travel arrangements, assisting the Volunteer in returning to post or site, etc. Financial support includes financial resources or material goods provided to victims, for example, reimbursement for lost funds, or replacement of stolen items such as post-issued phone or bicycle.



# Appendix A: Methodology

## Data Source and Quality

Administrative data from the Peace Corps' Consolidated Incident Reporting System (CIRS) were used to prepare this report. CIRS is used to document all formal reports of Peace Corps Volunteer or trainee deaths in-service; crimes against Peace Corps Volunteers, trainees, and overseas staff on duty; other security incidents impacting Volunteers or trainees; and vehicular accidents involving Volunteers and trainees. CIRS data are primarily collected to carry out the administration of the Peace Corps program (including its safety and security function), and not for statistical purposes. Good administrative quality, however, provides a solid foundation for a good statistical quality of these data.

Safety and security managers at Peace Corps overseas posts work directly with Volunteers and trainees who were victims of crime to obtain detailed information about each incident documented in CIRS. On average, each crime report contains 30 data points about the incident, persons involved, and case status. The crime statistics group (formerly known as Crime Statistics and Analysis Unit) within the Office of Safety and Security conducts an ongoing multi-step quality-assurance process of CIRS data to correct errors inherent to the data collection process. Each crime report received by the unit is reviewed for (1) correct incident classification, (2) logical consistency, and (3) report completeness. Data are reviewed daily for misclassification, inconsistency, and missing data. A crime report is not accepted as a complete administrative record until the submitter corrects, completes, or clarifies the information, which sometimes requires collecting additional information from the victim of the crime.

Data summarized in this report are based on a subset of incidents documented in CIRS. Those are crime incidents against Volunteers and trainees that happened from January 1, 2016 to December 31, 2016 and all in-service deaths in the history of the Peace Corps (with dates of death from January 1, 1962 to December 31, 2016). These data are current as of April 28, 2017. Peace Corps Volunteers, who typically serve abroad for two years, may report past incidents any time during their service. For example, 23 crime incidents that occurred in 2015 were reported to the Peace Corps after April 2016. In addition, new circumstances of crimes may become known long after the incident was initially reported. These circumstances may change the incident classification or inactivate the incident (for example, when a Volunteer finds items presumed stolen). And, although the number of reports submitted after publication of this statistical report, or revised by crime statistics group, is too small to change the global or regional summary statistics, these additional reports may change the post-level summary statistics substantially. Continuous updates to the administrative database reflect the nature of administrative data.

## Classification Hierarchy and Offense Definitions

Crime victimizations are ranked on a hierarchy ranging from vandalism (least severe) to the death of a Volunteer (most severe). The Peace Corps uses a hierarchy rule in classifying reports, similar to that used by the Federal Bureau of Investigation in its Uniform Crime Reporting system. When a single offense is committed, the report is classified according to the details of that offense. However, in multiple-offense situations, the hierarchy rule requires that the reporter locate the classification that is closest to the top of the hierarchy and use that classification for the entire report, rather than multiple, less-severe classifications. This does not affect the charges that an offender may incur according to local law.

Stalking is an aggregate of multiple incidents and/or events that occur to a Volunteer or trainee and is not part of the classification hierarchy. Any incident of any classification level can be linked to a report of stalking.

The Peace Corps recognizes that all crimes can be traumatic for victims regardless of where the crimes fall in the severity hierarchy, and provides a comprehensive response and array of support services to all victims of crimes. The severity hierarchy is used only for the purpose of documenting incidents. It does not have any impact on assessing emotional, physical, or financial hardships of the victims, or on the services that the victims of crime receive.

### Peace Corps Crime Definitions

Detailed definitions for each incident type are provided at the beginning of corresponding sections in Appendix B. The definitions used by the Peace Corps are derived from two primary sources: the Federal Bureau of Investigation's Uniform Crime Report (where they track corresponding crimes) and multiple years of data collection by the Peace Corps about the experiences of Volunteers and trainees including the incidents that caused the most emotional, physical, or financial hardships. These definitions are rarely the same as those used to charge an offender with a crime, either in the United States or in the country of incident. Below are short definitions of crime types presented in the severity hierarchy.

### Crime Classification Severity Hierarchy

Crime Category	Definition
Death by homicide	The willful (non-negligent) killing of one human being by another. Deaths caused by negligence, suicides, and accidental deaths are excluded
Kidnapping	Unlawful seizure and/or detention of a victim against the person's will. Includes hostage taking
Rape	The penetration, no matter how slight, of the vagina or anus with any body part or object, or oral penetration by a sex organ of another person, without the consent of the Volunteer, including when the victim is incapacitated or otherwise incapable of consenting
Aggravated sexual assault	Intentional contact with the genitalia, anus, groin, breast, inner thigh, or buttocks of the victim OR kissing OR disrobing the victim OR forcing the victim to contact genitalia, anus, groin, breast, inner thigh, or buttocks OR attempt to carry out any of these acts; AND any of the following: <ul style="list-style-type: none"> <li>• Use or threatened use of a weapon, OR</li> <li>• Use or threatened use of force or other intimidating actions, OR</li> <li>• The victim is incapacitated or otherwise incapable of giving consent</li> </ul>
Robbery	Taking or attempting to take anything of value from the care, custody, or control of the victim under confrontational circumstances including the threat of force, violence, and/or putting the victim in fear of immediate harm. Also includes when a perpetrator transports the victim to obtain his/her money or possessions
Aggravated physical assault	Attack or threat of attack with a weapon in a manner capable of causing death or severe/major bodily injury OR attack without a weapon when severe or major bodily injury results
Non-aggravated sexual assault	Forced contact with the victim's genitalia, anus, groin, breast, inner thigh, or buttocks OR kissing on the victim's mouth without the consent of the victim OR attempts to carry out these acts
Non-aggravated physical assault	Aggressive contact that does not require the Volunteer to use substantial force to disengage the offender and results in no injury or minor injury
Burglary	Unlawful or forcible entry of the victim's residence. This crime usually, but not always, involves theft.
Threat	A situation when the Volunteer is placed in a reasonable fear of bodily harm through the use of threatening words and/or other conduct
Theft	Taking or attempting to take away property or cash without the use of force, illegal entry, or direct contact with the victim
Vandalism	Mischievous or malicious defacement, destruction, or damage of property
Stalking	Engage in a course of conduct directed at a specific Volunteer that would cause a reasonable person to either: <ul style="list-style-type: none"> <li>• Fear for his or her safety or the safety of others OR</li> <li>• Suffer substantial emotional distress</li> </ul> <p>Stalking is not part of the severity hierarchy, as it can include other types of reportable incidents.</p>

## Changes to Crime Reporting

The Peace Corps modified its reporting system in 2013 to capture victimizations rather than reported incidents. For example, if a theft involved two Volunteers or trainees victimized together, prior to 2013, this would have resulted in one reported crime with two associated Volunteer victims. Starting in September 1, 2013, this same incident would result in two reported victimizations, each with one Volunteer victim. All previously reported incidents were also modified to this new standard for consistency; therefore, the numbers and rates in this report are based on the number of victimizations rather than the number of crimes and cannot be compared with those published in Statistical Reports of Crime Against Volunteers prior to 2014. The agency switched its data collection methodology to obtain a more comprehensive picture about victims of crime.

In September 2013, the definitions of sexual assault, aggravated sexual assault, and rape were changed to align to the corresponding change implemented by the Federal Bureau of Investigation.<sup>18</sup> Sexual assault is a widely underreported crime globally, and the Peace Corps' extensive efforts to provide training and raise awareness were designed to facilitate and encourage reporting by empowering Volunteers who may have been victims of sexual assault to come forward. This Volunteer-centered approach includes extensive training and education designed to reduce the risk of sexual assault and to encourage reporting when crimes do occur so that Volunteers can receive the full range of care and support services. Volunteers are empowered to come forward and report all incidents of sexual assault—everything from unwanted touching on public transportation to forced kissing to rape. As a result of this program, the agency anticipated an increase in reports of sexual assault. However, an increase or decline in reported sexual assault victimizations may also reflect changes in the population prevalence of sexual assaults rather than changes in victims' inclination to report crimes. Analysis conducted based on the two sources of data on crimes against Peace Corps Volunteers (administrative database of reported crimes and end-of-service crime victimization survey of all Volunteers) suggests that while the observed increase in reports of non-aggravated sexual assault and rape is partially attributable to an increase in the reporting of these types of incidents, the increase in reported aggravated sexual assaults more likely represents an increase in overall victimization.<sup>19</sup>

## Data Analysis

### Measuring the Volunteer Population

The Volunteer population fluctuates throughout the year as new trainees arrive and seasoned Volunteers complete their service (which is typically 27 months). In addition, new Peace Corps posts may open, while other posts may suspend or close operations. This report covers all Volunteers and trainees in 2016, no matter how long they stayed overseas during the year.

---

<sup>18</sup> The previous FBI definition of rape was "The carnal knowledge of a female forcibly and against her will." The new FBI's summary definition of rape is, "Penetration, no matter how slight, of the vagina or anus with any body part or object, or oral penetration by a sex organ of another person, without the consent of the victim."

<sup>19</sup> See *2016 End of Service Crime Survey Report* at <https://www.peacecorps.gov/about/open-government/reports> (analysis based on data from the Consolidated Incident Reporting System and Security Incident Questionnaire).

The Peace Corps measures its population of Volunteers in three ways:

- The number of Volunteers who served abroad any time during the year. In 2016, 10,309 Peace Corps Volunteers and trainees served abroad with the Peace Corps. This is the population covered in this report.
- The number of Volunteers and trainees adjusted for the length of service of each Volunteer during the year (called Volunteer-trainee years or VT years). In calendar year 2016, there were 6,838 VT years.
- The number of Volunteers and trainees serving on September 30 of a given year (called on-board strength). On September 30, 2016, the Peace Corps' onboard strength was 7,213 Volunteers and trainees.

To compare victimization data across posts of different size and different months of operation, VT years are used in calculating crime incidence rates. If one Volunteer served for the entire 12 months of the year, this Volunteer is counted as one VT year. If two Volunteers served six months each, these two Volunteers are counted as one VT year. If 12 Volunteers served one month each, these Volunteers are counted as one VT year. Thus, 6,838 VT years indicate that cumulatively, 10,309 persons served for (6,838 x 12) months.

While VT years provide a more accurate representation of the actual amount of time Volunteers were at risk of experiencing a crime, the reader should note that the length of stay is associated with higher probability of certain types of crime, such as burglary, while other types of crime, such as theft, have equal probability of occurring either on day one or day 365 of service.

### Incidence Rates

The incidence rate is the number of reported victimizations per population at risk adjusted for the length of stay in a given time period.

$$\text{Incidence Rate} = \frac{\text{Number of Reported Victimizations}}{\text{Number of VT years}} \times 100$$

As the numerator is the number of victimizations (not the number of persons), the incidence rate does not show how many victims experienced the crime. For example, 10 victimizations may be reported by one person who was victimized 10 times or by 10 people who were victimized once each. The denominator is the total amount of time at risk (VT years), not actual persons. As described above, 10 VT years may refer to 10 persons who served 12 months each or 120 persons who served one month each in 2016. The incidence rate fraction is multiplied by 100 to reflect the median number of VT years per post (109 VT years). If the post is relatively small, this approach may exaggerate the number of crimes reported. For example, there were three burglaries reported in Tonga in 2016. The burglary incidence rate, however, was 9 [(3 ÷ 33 VT years) x 100].

The incidence rate is used to compare Peace Corps posts or regions with substantially different numbers of Volunteers. For example, 25 reported aggravated physical assaults will result in a higher incidence rate at a post with 100 Volunteers than at a post with 200 Volunteers who served approximately the same amount of time.

## Statistical Testing

The following probability tests were conducted to determine whether the observed differences between the selected groups were statistically significant, i.e., that they were not the results of pure chance:

- Chi-square test: to compare difference in percentages between subgroups formed by categorical variables in cross-classification tables
- Paired-sample t-test: to compare means of the same measurement under different conditions (e.g., 2015 and 2016 data for the same region)
- Analysis of variance (ANOVA): to compare means of several groups of cases

For all the tests above, the null hypothesis ( $H_0$ ), which assumes that the differences resulted from pure chance, was rejected if  $p < .05$ . Please note that in some cases, the data do not meet all test assumptions. Therefore, the test results should be viewed in relative rather than absolute terms.

When interpreting statistical tests, readers should distinguish between statistical and practical significance. For example, for a large number of observations, even minor differences between subgroups may lead to the rejection of the null hypothesis. Conversely, if the number of observations is small, large differences may show no statistical significance. Therefore, in each particular case, the Peace Corps recommends using practical judgment rather than statistical analysis alone.

## Demographic Characteristics of Victims

A total of 1,314 Volunteers and trainees reported crime incidents to the Peace Corps in 2016. This section compares basic demographic information about crime victims with that of the entire population of Volunteers who served in 2016.

### Personal Characteristics

Among victims who reported crime, there was a larger proportion of female Volunteers (74 percent) compared with the overall population (62 percent) as seen in Table 1. Crime victims were two years younger, on average, than the overall population of Volunteers and trainees (Table 2).

**Table 1: Personal Characteristics—Sex, 2016**

Sex	Not a victim of crime	A victim of crime	All Volunteers and trainees
Number of persons	8,995	1,314	10,309
Female	61%	74%	62%
Male	39%	26%	38%

Percentage of respondents in a column adds up to 100.

The difference in percentages between subgroups is statistically significant ( $p < .01$ ).

**Table 2: Personal Characteristics—Age as of January 1, 2016**

Age in the number of years	Not a victim of crime	A victim of crime	All Volunteers and trainees
Number of persons	8,995	1,314	10,309
Average	28.5	26.8	28.3
Median	25.0	24.0	25.0

The difference in means between subgroups is statistically significant ( $p < .01$ ).

**Table 3: Personal Characteristics—Marital Status, 2016**

Marital status	Not a victim of crime	A victim of crime	All Volunteers and trainees
Number of persons	8,995	1,314	10,309
Divorced/legal separation	2%	1%	2%
Engaged	<1%	<1%	<1%
Married	<1%	<1%	<1%
Married (serving w/spouse)	4%	2%	4%
Married (while trainee/Volunteer)	<1%	—	<1%
Married planning to serve without a spouse	<1%	—	<1%
Single	93%	96%	94%
Widowed	<1%	<1%	<1%

Percentage of respondents in a column adds up to 100.

The difference in percentages between subgroups is not statistically significant.

## Program Characteristics

There were proportionally fewer victims among Peace Corps Response Volunteers<sup>20</sup> than among two-year Volunteers compared to the distribution of these groups in the population (Table 4). Not surprisingly, victims who reported crime reflect the proportion of Volunteers assigned to the two largest Peace Corps sectors: education (43 percent) or health (24 percent) (Table 7).

**Table 4: Program Characteristics—Type of Service, 2016**

Type of service	Not a victim of crime	A victim of crime	All Volunteers and trainees
Number of persons	8,995	1,314	10,309
Peace Corps Response Volunteer	6%	3%	6%
Two-year Volunteer	94%	97%	94%

Percentage of respondents in a column adds up to 100.

The difference in percentages between subgroups is statistically significant ( $p < .01$ ).

<sup>20</sup> The Peace Corps Response program sends experienced professionals to undertake short-term (3 to 12 months), high-impact service assignments in communities around the world.

**Table 5: Program Characteristics—Length of Peace Corps Service as of December 31, 2016**

Length of service in the number of months	Not a victim of crime	A victim of crime	All Volunteers and trainees
Number of persons	8,995	1,314	10,309
Average	22.5	24.9	22.8
Median	23.0	26.0	24.0

The difference in means between subgroups is statistically significant ( $p < .05$ ).

**Table 6: Program Characteristics—Peace Corps Region of Service, 2016**

Peace Corps region	Not a victim of crime	A victim of crime	All Volunteers and trainees
Number of persons	8,995	1,314	10,309
Africa	46%	47%	46%
Europe, Mediterranean, and Asia	28%	24%	27%
Inter-America and the Pacific	27%	29%	27%

Percentage of respondents in a column adds up to 100.

The difference in percentages between subgroups is statistically significant ( $p < .01$ ).

**Table 7: Program Characteristics—Project Sector, 2016**

Project sector	Not a victim of crime	A victim of crime	All Volunteers and trainees
Number of persons	8,995	1,314	10,309
Agriculture	7%	6%	7%
Education	38%	43%	39%
Environment	9%	8%	8%
Health	22%	24%	22%
Community Economic Development	14%	11%	14%
Youth in Development	10%	8%	10%

Percentage of respondents in a column adds up to 100.

The difference in percentages between subgroups is statistically significant ( $p < .01$ ).

**Table 8: Program Characteristics—End-of-Service Disposition as of December 31, 2016**

End-of-Service Disposition	Not a victim of crime	A victim of crime	All Volunteers and trainees
Number of persons	8,995	1,314	10,309
Continued service	62%	72%	63%
Closed service	25%	17%	24%
Death-in-service	<1%	—	<1%
Early termination	13%	12%	13%
Transfer	1%	<1%	1%

Percentage of respondents in a column adds up to 100.

The difference in percentages between subgroups is statistically significant ( $p < .01$ ).



## Data Strengths and Limitations

CIRS administrative data provide useful and timely statistics for the agency's operations based on the following key strengths:

- **Complete population coverage.** Every Peace Corps Volunteer and trainee is educated on how to recognize and report crime during the mandatory safety and security pre-service training. These data represent all reported crimes and victims of reported crimes.
- **Data reliability and validity.** There is a multi-step validation process of the crime incident data, starting with the interview of the victim with the safety and security manager and ending with the report review by the crime statistics group. Each incident classification can be replicated independently based on the incident description. Demographic data, such as age, gender, or location of service, are cross-validated with other Peace Corps administrative datasets and are also considered largely reliable and valid.
- **Data availability.** CIRS data are complete and available in real time to the database users. These data are available relatively quickly to all Peace Corps employees on a monthly, quarterly, and annual basis; and to the general public on an annual basis, several months after the close of a given calendar year.
- **Cost-effectiveness.** There are no additional data collection costs associated with this administrative database. As with all administrative data, CIRS provides a cost-effective way to conduct analysis of data on a large segment of the victimized population.

Four major limitations of CIRS data are as follows:

- **Reported victimizations are a subset of all victimizations.** Peace Corps Volunteers and trainees may not report or may underreport crime incidents that happened during their service. Thus, data summarized in this report represent reported victimizations, not all victimizations of Peace Corps Volunteers and trainees.
- **In many cases, information about crime incidents is not validated.** Crime reports are documented based on the information provided by the Volunteer. If a Volunteer cannot provide all relevant information or provides inaccurate information, the incident may be misclassified, or a non-existent incident may be documented.
- **Small counts hinder accurate year-to-year and post-to-post comparisons.** With the small number of reported crimes per post, it is impossible to control statistically for changing factors related to crime, such as Volunteer and trainee demographics. Thus, in many cases, it is impossible to conclude if there is a true change in reported crime, or merely a change in the demographics of Volunteers and trainees at a post (e.g., more women served this year than last year).
- **Data entry errors.** Despite the Peace Corps' best effort to document incidents accurately and conduct rigorous data quality control, data entry mistakes or mistakes due to technological glitches are likely to exist in the dataset. Such mistakes are minimal and are subject to random error (not systematic error).

## Appendix B: Detailed Crime Statistics

### Introduction

This appendix consists primarily of tables presenting the counts and incidence rates of crime victimizations by the type of crime and by three Peace Corps administrative regions—the Africa region; the Europe, Mediterranean, and Asia (EMA) region; and the Inter-America and the Pacific (IAP) region—and posts within these regions. It contains of two parts. The first is organized into 13 sections, which are presented in the order of the crime severity in the crime classification hierarchy:

- Homicide
- Kidnapping
- Rape
- Aggravated sexual assault
- Robbery
- Aggravated physical assault
- Non-aggravated sexual assault
- Non-aggravated physical assault
- Burglary
- Threat
- Theft
- Vandalism
- Stalking

Each section opens with a detailed definition of the type of crime from the Peace Corps 2014 Consolidated Incident Reporting Guide, followed by a chart depicting a 10-year global incidence rate trend (where applicable), and two tables (incidence rates and number of victimizations by region and by post) each presenting a five-year average (2011–15), 2015 data, and 2016 data. Five-year average is not available if a post did not continuously operate during 2011–15. Posts or regions with zero incidents in both 2015 and 2016 are not shown in respective tables.

The second part of this appendix organizes the same information by country within each of the three administrative regions and contains the three sections (one per region). In that set of tables, all 13 types of crime are listed for each country regardless whether incidents were reported. Types of crime with zero incidents are shown as blank.

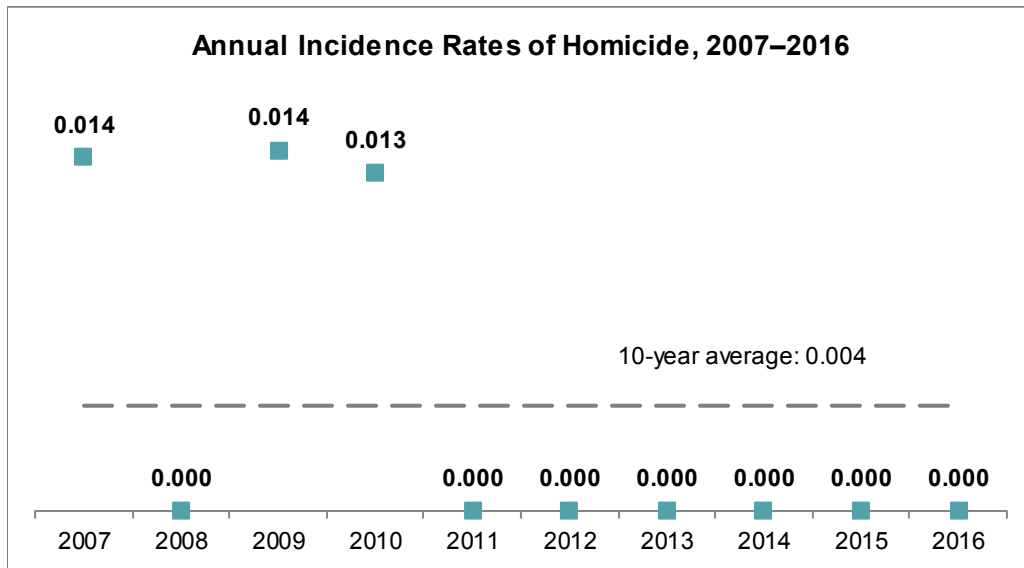
Peace Corps Volunteers and trainees are referred to as “Volunteers” in this appendix.

## Homicide

**OFFICIAL DEFINITION:** The willful (non-negligent) killing of a Volunteer by another person. Deaths caused by negligence, suicides, and accidental deaths are excluded.

The incident is homicide if someone intentionally killed the Volunteer or if the Volunteer died during the commission of any crime against the Volunteer.

In the past 10 years, three Peace Corps Volunteers were killed (2007 in the Philippines, 2009 in Benin, and 2010 in Lesotho). There were no homicides in 2011-2016.



Incidence rate is the number of reported victimizations per 100 VT years.

## Kidnapping

**OFFICIAL DEFINITION:** The unlawful seizure and/or detention of a Volunteer against his/her will. This category includes hostage-taking.

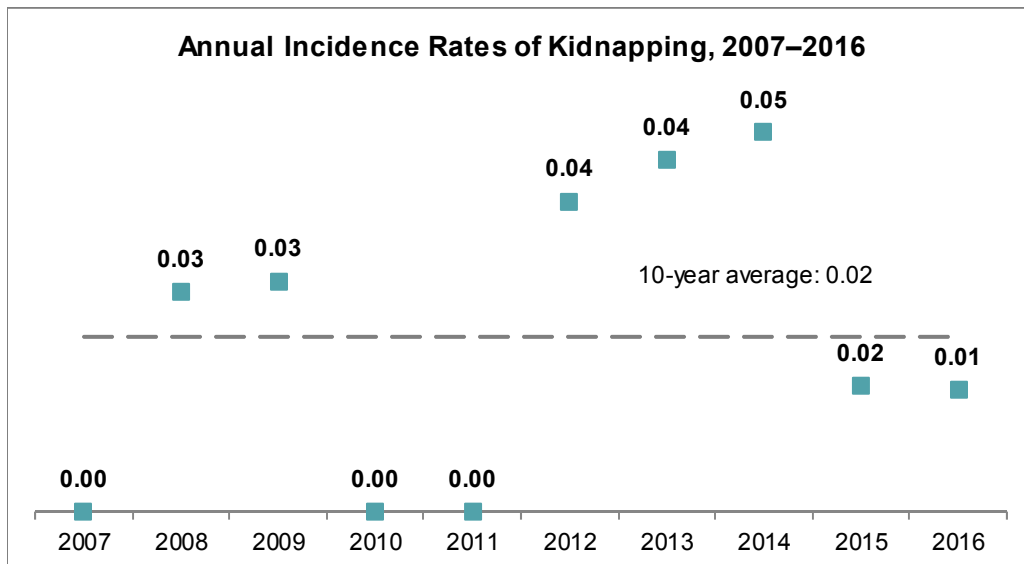
Kidnapping involves taking a Volunteer away or illegally holding the Volunteer against the Volunteer's will. There is no requirement that demands of any kind be made as a condition of the Volunteer's release.

Note: It is essential that the detention be illegal—if police or other authorities legally detain or hold a Volunteer, it is not kidnapping.

An incident is kidnapping if

- Someone forces the Volunteer to go with him/her against the Volunteer's will.
- Someone drugs the Volunteer and takes the Volunteer away.
- Someone prevents a Volunteer from leaving a location, either by locking him/her in or through force or threat of force.
- A rebel, terrorist, or insurgent group holds a Volunteer against the Volunteer's will and makes demands of a political nature.

One case of kidnapping documented in 2016 involved a Volunteer who was drugged on a date and taken to the offender's house against her will.



Incidence rate is the number of reported victimizations per 100 VT years.

TABLE 1A. KIDNAPPING, INCIDENCE RATES BY REGION AND BY POST

		Total			Female			Male		
		2011-15 average	2015	2016	2011-15 average	2015	2016	2011-15 average	2015	2016
Total	AFRICA	.05	.03	.03	.07	.05	.05	.02		
	EMA	.01						.02		
	IAP	.01						.02		
	GLOBAL	.03	.02	.01	.03	.02	.02	.02		
Africa Region	Cameroon	.23	.65		.36	1.03				
	Uganda	.12		.60	.20		.96			

Dashes indicate that data were not available; and blank cells indicate zero incidents. Posts with zero incidents both in 2015 and 2016 are not shown.  
Source: Peace Corps Consolidated Incident Reporting System (CIRS).  
Data retrieved on 04/28/17 and are current as of that date.

TABLE 1B. KIDNAPPING, NUMBER OF VICTIMIZATIONS BY REGION AND BY POST

		Total			Female			Male		
		2011-15 average	2015	2016	2011-15 average	2015	2016	2011-15 average	2015	2016
Total	AFRICA	1.6	1	1	1.4	1	1	.2		
	EMA	.2						.2		
	IAP	.2						.2		
	GLOBAL	2.0	1	1	1.4	1	1	.6		
Africa Region	Cameroon	.4	1		.4	1				
	Uganda	.2		1	.2		1			

Dashes indicate that data were not available; and blank cells indicate zero incidents. Posts with zero incidents both in 2015 and 2016 are not shown.  
Source: Peace Corps Consolidated Incident Reporting System (CIRS).  
Data retrieved on 04/28/17 and are current as of that date.

## Rape

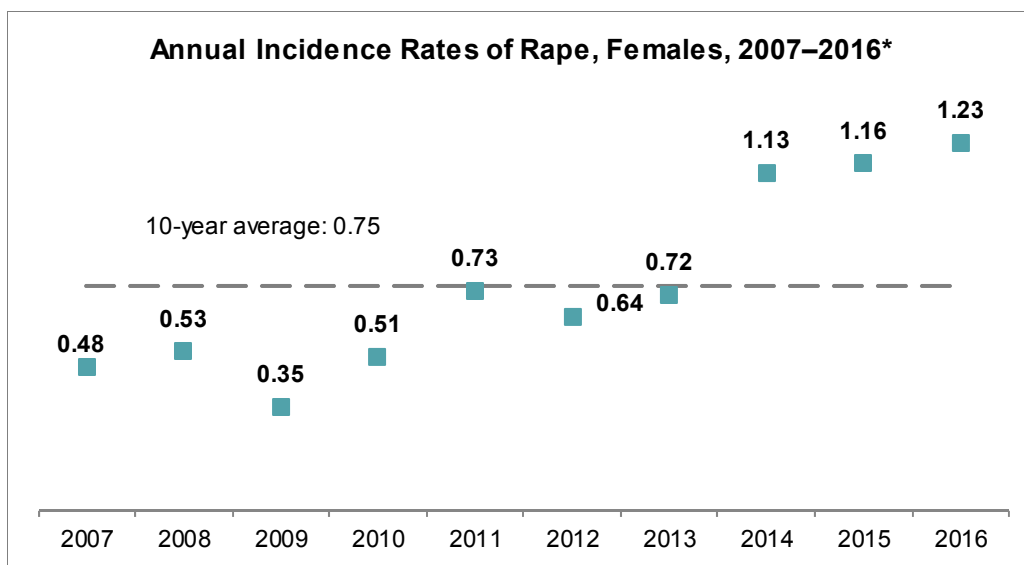
**OFFICIAL DEFINITION:** The penetration, no matter how slight, of the vagina or anus with any body part or object, or oral penetration by a sex organ of another person, without the consent of the Volunteer.

Rape can be committed by either male or female offenders against either male or female Volunteers. Penetration must have occurred. Force or violence is not required, nor is it a requirement that the Volunteer actively resist. The incident is rape any time the Volunteer does not give consent to the act, including when the Volunteer is asleep or incapacitated due to drugs or alcohol. It is also rape if the Volunteer cannot remember giving consent. Rape can be committed by the Volunteer's spouse or boyfriend/girlfriend and it does not matter if the Volunteer has previously consented to sexual intercourse with the offender.

Consent means words or actions that show a knowing and voluntary agreement to engage in mutually agreed-upon activity. Consent is absent if force has been used against the Volunteer, the Volunteer has been threatened or placed in fear, or the Volunteer is incapable of appraising the nature of the conduct or is physically incapable of declining participation in, or communicating unwillingness to engage in, that conduct.

An incident is rape if:

- Someone has sexual intercourse with the Volunteer while the Volunteer is asleep.
- Someone uses violence or the threat of violence to force the Volunteer to have sexual intercourse.
- The Volunteer says he/she does not want to have sexual intercourse, but the other person persists and penetrates the Volunteer's anus or vagina.
- Someone has sexual relations after getting the Volunteer drunk (or giving the Volunteer drugs) so that the Volunteer is not capable of saying "yes" or "no" or does not remember giving consent.
- Someone inserts a finger or other object into the vagina or anus of the Volunteer without his/her consent.
- Someone forces the Volunteer to perform oral sex against the Volunteer's will.
- Someone performs oral sex on a Volunteer while the Volunteer is asleep, unconscious or otherwise unable to give consent.



Incidence rate is the number of reported female victimizations per 100 female VT years.

\* Change in definition and reporting options introduced in 2013.

TABLE 2A. RAPE, INCIDENCE RATES BY REGION AND BY POST

		Total			Female			Male		
		2011–15 average	2015	2016	2011–15 average	2015	2016	2011–15 average	2015	2016
Total	AFRICA	.57	.61	.61	.87	.84	.95	.05	.19	
	EMA	.40	.40	1.03	.59	.59	1.61	.13	.14	.25
	IAP	.82	1.51	.91	1.12	2.10	1.35	.28	.44	.15
	GLOBAL	.60	.82	.80	.88	1.16	1.23	.14	.24	.12
Africa Region	Benin	1.28	3.05		1.94	4.62				
	Botswana	.45	.73	.70	.59	1.00	.99			
	Burkina Faso	1.43	1.89		2.27	2.96				
	Cameroon	.56		3.16	.90		4.90			
	Ethiopia	.44	.43	.44	.73	.65				
	Gambia	.46	1.10		.38	1.90		.58		
	Ghana	.28		.65	.48		1.03			
	Lesotho	.22		1.01	.32		1.67			
	Liberia			1.98			3.92			
	Madagascar	.14		.67	.23		1.04			
	Malawi	1.10	2.41		1.78	3.67				
	Mozambique	.93	.57	1.02	1.41	.90	1.61			
	Rwanda	1.31	.93	.74	2.03	1.39	1.07			
	Senegal	.34		.40	.51		.61			
	Swaziland	.78	1.21	3.46	1.06	1.55	4.67			
	Tanzania	.57	.49		.98	.86				
	Togo	.92	2.41		1.04	1.80		.73	3.65	
	Zambia	.56	.41	.76	.80		1.28	.20	1.02	
EMA Region	Albania	.24		.94	.42		1.92			
	Armenia	.19		3.17	.38		5.51			
	Georgia			2.41			2.87			1.82
	Indonesia	.18		.74	.27		1.32			
	Kosovo	—	2.27	1.53	—	3.94	2.42	—		
	Kyrgyz Republic	.46		5.30	.88		7.27			2.92
	Macedonia			1.09			1.70			
	Mongolia	.91	.72	.79	1.80	1.31	1.38			
	Morocco	.81	1.96	.78	.90	2.54	1.31	.70	1.16	
	Philippines	.64	.62		.79	1.02		.41		
	Thailand			1.70			2.80			
	Ukraine	.07		.65			1.14	.16		
IAP Region	Costa Rica	1.09	.75	.82	1.25	1.26	1.37	.85		
	Dominican Republic	1.41	2.03	2.08	1.97	2.86	3.11	.30		
	Eastern Caribbean	.88	1.79		1.28	2.61				
	Ecuador	.50	1.66	1.84	.78	2.58	2.73			
	El Salvador	1.59	1.65		1.40	2.44		2.04		
	Fiji	1.17	3.71		1.75	5.66				
	Guatemala	1.69	1.82		2.12	2.41		.30		
	Jamaica	.63	1.70		.92	2.41				
	Nicaragua	.92	2.52	1.39	1.40	3.77	2.14			
	Panama	.27	.93	.46	.45	1.59	.81			
	Paraguay	.29	.97	2.03	.47	1.54	2.55			1.26
	Peru	1.58	2.76	1.42	2.10	3.03	2.23	.74	2.34	
	Samoa	2.84	4.52		2.92			2.33	11.66	
	Tonga	.69	3.46		.83	4.16				
	Vanuatu	.34		1.48	.55		2.54			

Dashes indicate that data were not available; and blank cells indicate zero incidents. Posts with zero incidents both in 2015 and 2016 are not shown.  
Source: Peace Corps Consolidated Incident Reporting System (CIRS).  
Data retrieved on 04/28/17 and are current as of that date.

TABLE 2B. RAPE, NUMBER OF VICTIMIZATIONS BY REGION AND BY POST

		Total			Female			Male		
		2011–15 average	2015	2016	2011–15 average	2015	2016	2011–15 average	2015	2016
Total	AFRICA	18.2	18	19	17.6	16	19	.6	2	
	EMA	8.2	7	19	7.2	6	17	1.0	1	2
	IAP	16.8	29	17	14.8	26	16	2.0	3	1
	GLOBAL	43.2	54	55	39.6	48	52	3.6	6	3
Africa Region	Benin	1.4	3		1.4	3				
	Botswana	.6	1	1	.6	1	1			
	Burkina Faso	1.8	2		1.8	2				
	Cameroon	1.0		4	1.0		4			
	Ethiopia	.8	1	1	.8	1	1			
	Gambia	.4	1		.2	1		.2		
	Ghana	.4		1	.4		1			
	Lesotho	.2		1	.2		1			
	Liberia			1			1			
	Madagascar	.2		1	.2		1			
	Malawi	1.4	3		1.4	3				
	Mozambique	1.6	1	2	1.6	1	2			
	Rwanda	1.4	1	1	1.4	1	1			
	Senegal	.8		1	.8		1			
	Swaziland	.6	1	3	.6	1	3			
	Tanzania	1.0	1		1.0	1				
	Togo	.8	2		.6	1		.2	1	
	Zambia	1.4	1	2	1.2		2	.2	1	
EMA Region	Albania	.2		1	.2		1			
	Armenia	.2		3	.2		3			
	Georgia			3			2			1
	Indonesia	.2		1	.2		1			
	Kosovo	—	1	1	—	1	1	—		
	Kyrgyz Republic	.4		4	.4		3			1
	Macedonia			1			1			
	Mongolia	1.2	1	1	1.2	1	1			
	Morocco	1.8	4	1	1.2	3	1	.6	1	
	Philippines	1.0	1		.8	1		.2		
	Thailand			2			2			
	Ukraine	.2		1			1	.2		
IAP Region	Costa Rica	1.4	1	1	1.0	1	1	.4		
	Dominican Republic	2.4	3	3	2.2	3	3	.2		
	Eastern Caribbean	.8	1		.8	1				
	Ecuador	.6	2	2	.6	2	2			
	El Salvador	.6	1		.4	1		.2		
	Fiji	.6	2		.6	2				
	Guatemala	2.0	2		1.8	2		.2		
	Jamaica	.4	1		.4	1				
	Nicaragua	1.6	4	2	1.6	4	2			
	Panama	.6	2	1	.6	2	1			
	Paraguay	.6	2	4	.6	2	3			1
	Peru	3.6	6	3	3.0	4	3	.6	2	
	Samoa	.6	1		.4			.2	1	
	Tonga	.2	1		.2	1				
	Vanuatu	.2		1	.2		1			

Dashes indicate that data were not available; and blank cells indicate zero incidents. Posts with zero incidents both in 2015 and 2016 are not shown.  
Source: Peace Corps Consolidated Incident Reporting System (CIRS).  
Data retrieved on 04/28/17 and are current as of that date.



## Aggravated Sexual Assault

**OFFICIAL DEFINITION:** Another person, without the consent of the Volunteer, intentionally or knowingly:

- touches or contacts, either directly or through clothing, the Volunteer's genitalia, anus, groin, breast, inner thigh, or buttocks; OR
- kisses the Volunteer; OR
- disrobes the Volunteer; OR
- causes the Volunteer to touch or contact, either directly or through clothing, another person's genitalia, anus, groin, breast, inner thigh, or buttocks, OR
- attempts to carry out any of those acts,

AND:

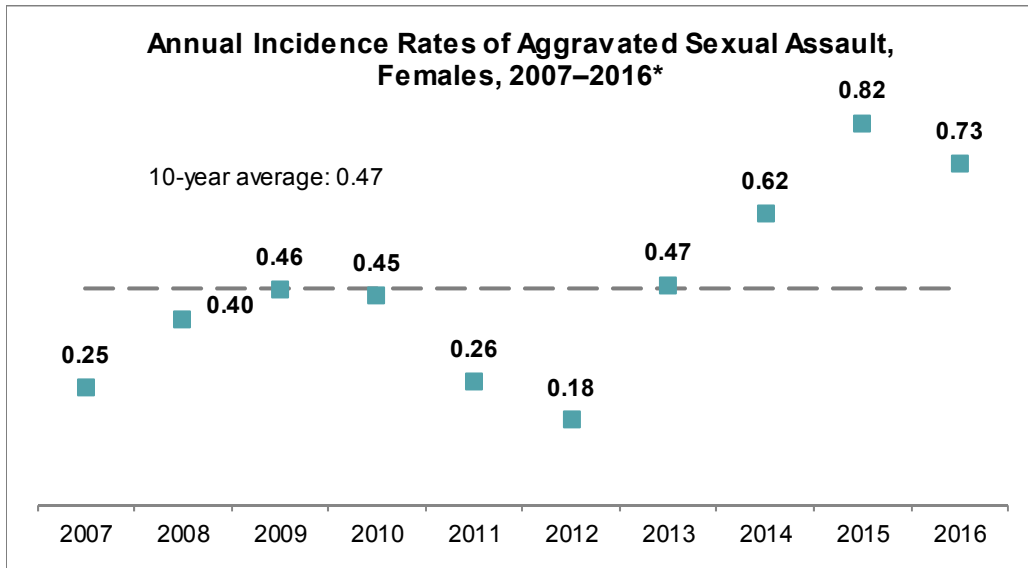
- The offender uses, or threatens to use, a weapon, OR
- the offender uses, or threatens to use, force or other intimidating actions, OR
- The Volunteer is incapacitated or otherwise incapable of giving consent.

Aggravated sexual assaults can be committed by either male or female offenders, against either male or female Volunteers. It requires that the contact be intentional and without the consent of the Volunteer. Aggravated Sexual Assault can be committed by the Volunteer's spouse or boyfriend/girlfriend and it does not matter if the Volunteer has previously consented to sexual interactions with the offender.

Consent means words or actions that show a knowing and voluntary agreement to engage in mutually agreed-upon activity. Consent is absent if force has been used against the Volunteer, the Volunteer has been threatened or placed in fear, or the Volunteer is incapable of appraising the nature of the conduct or is physically incapable of declining participation in, or communicating unwillingness to engage in, that conduct.

An incident is aggravated sexual assault if:

- Someone uses violence or the threat of violence to try to force the Volunteer to have oral, vaginal, or anal intercourse, but does not penetrate the Volunteer's mouth, vagina or anus.
- Someone tries to have oral, vaginal, or anal intercourse with the Volunteer while the Volunteer is asleep, but does not penetrate the Volunteer's mouth, vagina or anus.
- Someone touches the Volunteer's genitalia, anus, groin, breast, inner thigh, or buttocks AND has a weapon.
- Someone corners the Volunteer on a bus and kisses the Volunteer.
- Someone forces the Volunteer to touch his/her genitalia, anus, groin, breast, inner thigh, or buttocks.



Incidence rate is the number of reported female victimizations per 100 female VT years.

\* Change in definition and reporting options introduced in 2013.

TABLE 3A. AGGRAVATED SEXUAL ASSAULT, INCIDENCE RATES BY REGION AND BY POST

		Total			Female			Male		
		2011–15 average	2015	2016	2011–15 average	2015	2016	2011–15 average	2015	2016
Total	AFRICA	.27	.61	.54	.40	.90	.85	.05	.09	
	EMA	.32	.52	.60	.55	.89	.85			.25
	IAP	.34	.42	.32	.51	.65	.42	.04		.15
	GLOBAL	.31	.53	.50	.47	.82	.73	.04	.04	.12
Africa Region	Botswana			1.40			1.97			
	Burkina Faso	.33		1.02	.54		1.66			
	Cameroon	.11		1.58	.18		2.45			
	Comoros	—		3.19	—		5.02	—		
	Ethiopia	.43	2.15	1.33	.65	3.23	2.03			
	Gambia	1.41	2.20		2.40	3.80				
	Lesotho			2.01			3.34			
	Madagascar	.28	.68	.67	.23		1.04	.35	1.76	
	Malawi	.16	.80		.24	1.22				
	Mozambique	.68	2.84	1.02	1.08	4.50	1.61			
	Rwanda	.19		.74	.31		1.07			
	Senegal	.09		.40	.14		.61			
	South Africa	.60	1.43		.85	2.04				
	Tanzania	.10	.49		.17	.86				
	Togo	.24	1.20		.36	1.80				
Uganda	.49		.60	.61		.96	.31			
EMA Region	Albania	.48		.94	.88		1.92			
	Armenia	.40		2.11	.75		3.68			
	Cambodia	.41		.89	.64		1.43			
	Georgia	.37	1.85		.68	3.38				
	Indonesia	.23		.74	.39					1.69
	Kosovo	—		1.53	—		2.42	—		
	Macedonia	.47	1.12	1.09	.76	1.73	1.70			
	Mongolia	.29	1.45	1.57	.53	2.63	2.76			
	Morocco	.70	.98		1.14	1.69				
	Nepal	—	1.46		—	2.77		—		
	Philippines			1.28			1.08			1.57
	Thailand	.55	.86		.84	1.33				
	IAP Region	Colombia	.83	4.15		1.26	6.28			
Dominican Republic		.11		.69	.18		1.04			
Fiji		2.50		3.09	4.31		2.35			4.50
Guatemala		.59	.91		.68	1.20		.30		
Guyana				1.19			1.69			
Jamaica		.68	3.41		.96	4.82				
Nicaragua		.25	.63	.69	.38	.94	1.07			
Panama		.19		.46	.32		.81			
Paraguay	.46	.97		.61	1.54		.22			

Dashes indicate that data were not available; and blank cells indicate zero incidents. Posts with zero incidents both in 2015 and 2016 are not shown.

Source: Peace Corps Consolidated Incident Reporting System (CIRS).

Data retrieved on 04/28/17 and are current as of that date.

TABLE 3B. AGGRAVATED SEXUAL ASSAULT, NUMBER OF VICTIMIZATIONS BY REGION AND BY POST

		Total			Female			Male			
		2011–15 average	2015	2016	2011–15 average	2015	2016	2011–15 average	2015	2016	
Total	AFRICA	8.4	18	17	7.8	17	17	.6	1		
	EMA	6.4	9	11	6.4	9	9			2	
	IAP	7	8	6	6.6	8	5	.4		1	
	GLOBAL	21.8	35	34	20.8	34	31	1.0	1	3	
Africa Region	Botswana			2			2				
	Burkina Faso	.4		1	.4		1				
	Cameroon	.2		2	.2		2				
	Comoros	—		1	—		1	—			
	Ethiopia	1	5	3	1	5	3				
	Gambia	1.2	2		1.2	2					
	Lesotho			2			2				
	Madagascar	.4	1	1	.2		1	.2	1		
	Malawi	.2	1		.2	1					
	Mozambique	1.2	5	2	1.2	5	2				
	Rwanda	.2		1	.2		1				
	Senegal	.2		1	.2		1				
	South Africa	.8	2		.8	2					
	Tanzania	.2	1		.2	1					
	Togo	.2	1		.2	1					
Uganda	.8		1	.6		1					
EMA Region	Albania	.4		1	.4		1				
	Armenia	.4		2	.4		2				
	Cambodia	.4		1	.4		1				
	Georgia	.4	2		.4	2					
	Indonesia	.2		1	.2					1	
	Kosovo	—		1	—		1	—			
	Macedonia	.4	1	1	.4	1	1				
	Mongolia	.4	2	2	.4	2	2				
	Morocco	1.6	2		1.6	2					
	Nepal	—	1		—	1		—			
	Philippines			2			1			1	
	Thailand	.6	1		.6	1					
	IAP Region	Colombia	.4	2		.4	2				
		Dominican Republic	.2		1	.2		1			
Fiji		1.2		2	1.2		1			1	
Guatemala		.8	1		.6	1		.2			
Guyana				1			1				
Jamaica		.4	2		.4	2					
Nicaragua		.4	1	1	.4	1	1				
Panama		.4		1	.4		1				
Paraguay	1	2		.8	2		.2				

Dashes indicate that data were not available; and blank cells indicate zero incidents. Posts with zero incidents both in 2015 and 2016 are not shown.

Source: Peace Corps Consolidated Incident Reporting System (CIRS).

Data retrieved on 04/28/17 and are current as of that date.

## Robbery

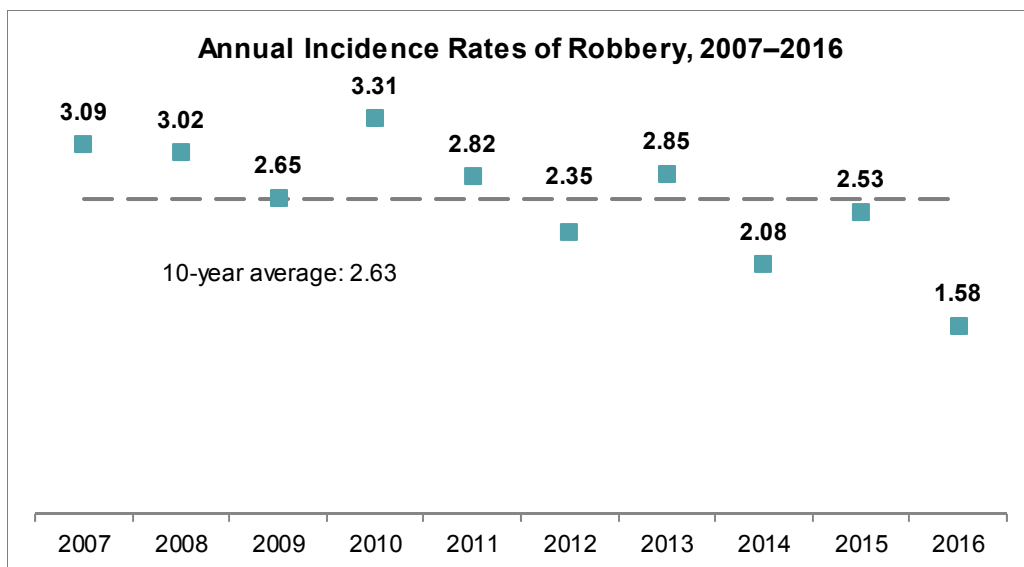
**OFFICIAL DEFINITION:** The taking or attempting to take anything of value under confrontational circumstances from the control, custody or care of the Volunteer by force or threat of force or violence and/or by putting the Volunteer in fear of immediate harm. Also includes when a robber threatens, displays, or uses a weapon or transports the Volunteer to obtain his/her money or possessions.

A robbery always involves taking or attempting to take property from a Volunteer through the use of force or the threat of force. A robbery can involve the use of a weapon or just the use of the suspect's hands or feet. If a suspect threatens to harm a Volunteer unless the Volunteer surrenders his or her property, that is also robbery. If a Volunteer is injured while someone is taking his property by force, the incident is still reported as a robbery.

An incident is a robbery if:

- Someone threatens the Volunteer with a weapon (such as a gun, knife or big stick) and takes their property.
- Someone pushes or hits a Volunteer and takes their property.
- Someone threatens to harm the Volunteer unless the Volunteer gives them his/her property.
- Someone tries to steal the Volunteer's backpack off of the Volunteer's shoulder and in the process knocks the Volunteer to the ground.
- Someone confronts the Volunteer with a weapon and demands the Volunteer give them money, but then runs away when the Volunteer screams for help.
- Someone offers the Volunteer a ride, then drives the Volunteer to multiple ATMs and forces him/her to give them money.

If the Volunteer is detained for a short period of time in a vehicle, deprived of his/her possessions and then released, the incident should be classified as a robbery. If the detention is for an extended period of time, the incident should be classified as a kidnapping.



Incidence rate is the number of reported victimizations per 100 VT years.

TABLE 4A. ROBBERY, INCIDENCE RATES BY REGION AND BY POST

		Total			Female			Male			
		2011–15 average	2015	2016	2011–15 average	2015	2016	2011–15 average	2015	2016	
Total	AFRICA	2.76	2.50	1.95	2.71	2.58	2.06	2.84	2.36	1.76	
	EMA	.89	1.04	.38	.75	.99	.47	1.09	1.11	.25	
	IAP	3.79	3.91	2.14	3.80	4.36	2.11	3.78	3.10	2.19	
	GLOBAL	2.53	2.53	1.58	2.51	2.73	1.68	2.55	2.20	1.42	
Africa Region	Benin	1.36	1.02		1.79	1.54		.51			
	Botswana	3.77	3.66	.70	4.22	4.01		2.43	2.71	2.40	
	Burkina Faso	3.41	3.78		4.11	4.45		2.34	2.61		
	Cameroon	3.43	2.60	2.37	3.25	3.09	3.67	3.70	1.75		
	Ethiopia	1.54	1.29	.44	1.93	1.29		.91	1.28	1.28	
	Ghana	2.59	2.82	1.30	2.17	3.29	2.07	3.13	1.97		
	Guinea	—	—	1.99	3.22	—	3.21	—	—		
	Lesotho	1.42	3.14	1.01	.71	1.70		2.48	5.41	2.53	
	Liberia	4.41		1.98	3.77			5.05		4.01	
	Madagascar	3.91	2.72	4.02	3.02	2.22	4.17	5.49	3.51	3.77	
	Malawi	2.79	3.22	.80	3.86	4.89	1.18	1.12			
	Mozambique	5.61	1.70	6.11	5.38	1.80	7.24	6.32	1.53	4.17	
	Namibia	3.93	2.20	3.46	1.94	2.43	2.23	7.48	1.85	5.46	
	Rwanda	1.22	4.65		.56	2.78		2.57	8.39		
	Senegal	2.25	1.67		2.48	1.86		1.84	1.29		
	South Africa	5.16	5.00	3.77	4.65	3.05	4.19	6.32	9.56	2.69	
	Swaziland	2.09	4.86	2.31	1.48	3.11	1.56	3.84	11.11	4.45	
	Tanzania	2.98	1.95	2.70	2.78	1.72	2.35	3.28	2.25	3.16	
	Togo	2.33	6.02	4.37	2.20	5.40	6.71	2.62	7.30		
	Uganda	1.97	3.67	3.58	2.60	5.80	3.84	.93		3.15	
Zambia	1.59	.41	1.53	1.57	.68	1.92	1.63		.95		
EMA Region	Armenia	.97	1.44	1.06				2.53	3.94	2.49	
	Cambodia	.62	1.06	2.68	1.05	1.65	4.29				
	Indonesia	1.02	.79		1.52			.44	2.20		
	Kosovo	—	2.27		—			—	5.37		
	Kyrgyz Republic	1.58	2.91		1.55	5.41		1.58			
	Macedonia	.45	2.23		.69	3.45					
	Moldova	1.34	3.36		1.10	2.51		1.76	5.08		
	Mongolia	1.36	1.45	.79	1.21	1.31	1.38	1.56	1.61		
	Morocco	1.99	.98	.78	1.73			2.29	2.32	1.94	
	Philippines	1.70	.62		1.92	1.02		1.30			
	Timor-Leste	—		3.48	—		5.39	—			
	IAP Region	Belize	3.24	11.44		3.03	8.42		3.57	17.84	
		Colombia	13.57	12.44		14.33	9.41		11.79	18.33	
Costa Rica		4.63	2.26	2.46	3.97	3.79	2.74	5.76		2.03	
Dominican Republic		4.01	4.73	4.85	3.75	4.76	6.22	4.62	4.66	2.08	
Ecuador		7.11	6.63	8.29	7.04	6.44	8.20	7.24	6.97	8.47	
Fiji		1.24	1.85	1.55	.57	2.83	2.35	2.63			
Guatemala		5.25	3.64		5.74	3.61		3.78	3.74		
Guyana		2.68	4.18	4.77	.81	2.16	5.06	7.14	7.85	4.05	
Jamaica		2.56	3.41	3.01	2.94	4.82	2.20	1.60		4.79	
Mexico		1.47	2.88	1.51	1.61	2.43	2.67	1.39	3.53		
Nicaragua		3.61	8.18	1.39	3.72	9.43	2.14	3.33	5.67		
Panama		1.44	2.78	.46	1.21	3.19		1.78	2.22	1.09	
Paraguay		3.25	3.39	3.05	3.79	4.63		2.36	1.30	7.54	
Peru		4.30	4.13	1.42	4.53	6.06	1.49	3.97	1.17	1.31	
Tonga		1.74		3.02	1.44		3.87	2.31			

Dashes indicate that data were not available; and blank cells indicate zero incidents. Posts with zero incidents both in 2015 and 2016 are not shown.  
Source: Peace Corps Consolidated Incident Reporting System (CIRS).  
Data retrieved on 04/28/17 and are current as of that date.

TABLE 4B. ROBBERY, NUMBER OF VICTIMIZATIONS BY REGION AND BY POST

		Total			Female			Male			
		2011–15 average	2015	2016	2011–15 average	2015	2016	2011–15 average	2015	2016	
Total	AFRICA	89.4	74	61	55.0	49	41	34.4	25	20	
	EMA	18.2	18	7	9.2	10	5	9.0	8	2	
	IAP	81.2	75	40	52.0	54	25	29.2	21	15	
	GLOBAL	188.8	167	108	116.2	113	71	72.6	54	37	
Africa Region	Benin	1.6	1		1.4	1		.2			
	Botswana	4.8	5	1	4.0	4		.8	1	1	
	Burkina Faso	4.6	4		3.4	3		1.2	1		
	Cameroon	6.2	4	3	3.6	3	3	2.6	1		
	Ethiopia	2.6	3	1	2.0	2		.6	1	1	
	Ghana	3.8	4	2	1.8	3	2	2.0	1		
	Guinea	—	—	1	—	—	1	—	—		
	Lesotho	1.2	3	1	.4	1		.8	2	1	
	Liberia	2.2		1	1.0			1.2		1	
	Madagascar	5.4	4	6	2.6	2	4	2.8	2	2	
	Malawi	3.6	4	1	3.0	4	1	.6			
	Mozambique	9.4	3	12	6.2	2	9	3.2	1	3	
	Namibia	4.8	3	5	1.6	2	2	3.2	1	3	
	Rwanda	1.4	5		.4	2		1.0	3		
	Senegal	5.4	4		4.0	3		1.4	1		
	South Africa	8.0	7	5	5.0	3	4	3.0	4	1	
	Swaziland	1.6	4	2	.8	2	1	.8	2	1	
	Tanzania	5.2	4	6	2.8	2	3	2.4	2	3	
	Togo	2.0	5	4	1.2	3	4	.8	2		
	Uganda	3.2	6	6	2.6	6	4	.6		2	
Zambia	4.0	1	4	2.4	1	3	1.6		1		
EMA Region	Armenia	.8	1	1				.8	1	1	
	Cambodia	.6	1	3	.6	1	3				
	Indonesia	.8	1		.6			.2	1		
	Kosovo	—	1		—			—	1		
	Kyrgyz Republic	1.4	3		.8	3		.6			
	Macedonia	.4	2		.4	2					
	Moldova	1.6	4		.8	2		.8	2		
	Mongolia	1.8	2	1	.8	1	1	1.0	1		
	Morocco	4.6	2	1	2.6			2.0	2	1	
	Philippines	2.8	1		2.0	1		.8			
	Timor-Leste	—		1	—		1	—			
	IAP Region	Belize	1.4	4		1.0	2		.4	2	
		Colombia	7.0	6		5.2	3		1.8	3	
Costa Rica		6.0	3	3	3.2	3	2	2.8		1	
Dominican Republic		7.0	7	7	4.2	5	6	2.8	2	1	
Ecuador		10.8	8	9	7.0	5	6	3.8	3	3	
Fiji		.6	1	1	.2	1	1	.4			
Guatemala		7.0	4		5.8	3		1.2	1		
Guyana		1.8	3	4	.4	1	3	1.4	2	1	
Jamaica		1.6	2	2	1.2	2	1	.4		1	
Mexico		1.0	2	1	.6	1	1	.4	1		
Nicaragua		6.4	13	2	4.2	10	2	2.2	3		
Panama		3.2	6	1	1.6	4		1.6	2	1	
Paraguay		7.0	7	6	5.0	6		2.0	1	6	
Peru		9.8	9	3	6.4	8	2	3.4	1	1	
Tonga		.6		1	.4		1	.2			

Dashes indicate that data were not available; and blank cells indicate zero incidents. Posts with zero incidents both in 2015 and 2016 are not shown.  
Source: Peace Corps Consolidated Incident Reporting System (CIRS).  
Data retrieved on 04/28/17 and are current as of that date.

## Aggravated Physical Assault

**OFFICIAL DEFINITION:** Attack or threat of attack with a weapon in a manner capable of inflicting major or severe bodily injury or death. Attack without a weapon or object when major or severe bodily injury results. Major or severe bodily injury includes:

- diagnostic x-rays for broken bones,
- surgical intervention,
- broken bones,
- lost teeth,
- internal injuries,
- severe laceration,
- loss of consciousness, OR
- any injury requiring hospitalization.

Attempted murder should be reported as aggravated assault.

Aggravated physical assault involves an attack or threat against a Volunteer that causes or could cause major or severe bodily injury. A major or severe bodily injury would be broken bones, lost teeth, internal injuries, severe laceration, loss of consciousness or any injury requiring hospitalization or surgical intervention. The attack can involve a weapon, object or the suspect's hands or feet. If a Volunteer is threatened with a weapon or an object in a manner that could lead to major or severe bodily injury or death, it is an aggravated assault even if the Volunteer is not injured.

When considering whether or not an incident should be classified as aggravated assault, carefully consider the following:

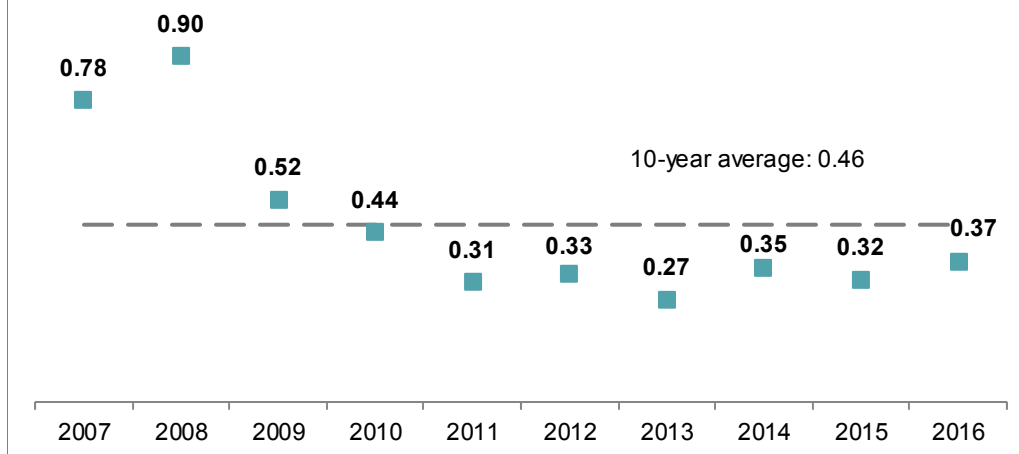
- Whether or not a weapon was used;
- The type of object used as a weapon (and how it was used);
- The seriousness of the injury;
- The intent of the suspect to cause serious injury.

An incident is an aggravated assault if:

- Someone threatens the Volunteer with a weapon (such as a gun, knife or big stick) but does not take or attempt to take the Volunteer's property.
- Someone attacks the Volunteer with a weapon but does not take or attempt to take the Volunteer's property.
- Someone attacks the Volunteer with an object (such as a stick, rock or tool) in such a manner that causes or could cause major or severe injury but does not take or attempt to take the Volunteer's property.
- Someone beats and kicks the Volunteer, causing major or severe injury (such as broken bones, lost teeth or hospitalization) but does not take or attempt to take the Volunteer's property.
- Someone intentionally hits (or tries to hit) the Volunteer with an automobile or other motor vehicle.
- Someone tries to kill the Volunteer.



### Annual Incidence Rates of Aggravated Physical Assault, 2007–2016\*



Incidence rate is the number of reported victimizations per 100 VT years.

\* Change in the term in 2006, 2009, 2013, and 2017.

TABLE 5A. AGGRAVATED PHYSICAL ASSAULT, INCIDENCE RATES BY REGION AND BY POST

		Total			Female			Male		
		2011–15 average	2015	2016	2011–15 average	2015	2016	2011–15 average	2015	2016
Total	AFRICA	.34	.41	.48	.27	.26	.50	.47	.66	.44
	EMA	.35	.35	.49	.17	.30	.19	.59	.42	.89
	IAP	.25	.16	.05	.24	.08		.26	.29	.15
	GLOBAL	.32	.32	.37	.23	.22	.28	.45	.49	.50
Africa Region	Botswana	.16		.70			.99	.60		
	Burkina Faso			1.02						2.62
	Cameroon	.34	.65	.79	.39	1.03	1.22	.28		
	Ethiopia	.54	.43	.89	.26	.65	1.35	1.10		
	Lesotho	.48	1.05		.37			.54	2.71	
	Malawi	.62	.80	.80	.51			.83	2.35	2.49
	Mozambique	.69	2.27	1.02	.71	1.80	1.61	.61	3.06	
	South Africa	.76	1.43	.75	.37			1.82	4.78	2.69
	Swaziland	.24	1.21					1.11	5.56	
	Tanzania	.80		1.80	.62		2.35	1.08		1.05
	Togo			1.09						3.14
	Uganda	.25	.61	.60	.19	.97	.96	.34		
EMA Region	Albania	.66	1.04	1.89				1.39	1.95	3.73
	Georgia	.63	.93	3.21	.80		2.87	.41	2.06	3.64
	Indonesia	.18		.74	.27					1.69
	Kosovo	—	2.27	1.53	—	3.94		—		4.12
	Moldova	.16		.90				.35		2.35
	Morocco	.28	.98		.31	.85		.23	1.16	
	Philippines	.12	.62		.20	1.02				
IAP Region	Costa Rica	.16		.82	.26					2.03
	Guyana	.28	1.39					.78	3.92	
	Panama	.18	.46		.16	.80		.24		
	Paraguay	.18	.48					.48	1.30	

Dashes indicate that data were not available; and blank cells indicate zero incidents. Posts with zero incidents both in 2015 and 2016 are not shown.

Source: Peace Corps Consolidated Incident Reporting System (CIRS).

Data retrieved on 04/28/17 and are current as of that date.

TABLE 5B. AGGRAVATED PHYSICAL ASSAULT, NUMBER OF VICTIMIZATIONS BY REGION AND BY POST

		Total			Female			Male		
		2011–15 average	2015	2016	2011–15 average	2015	2016	2011–15 average	2015	2016
Total	AFRICA	10.8	12	15	5.4	5	10	5.4	7	5
	EMA	7.2	6	9	1.8	3	2	5.4	3	7
	IAP	5.4	3	1	3.4	1		2.0	2	1
	GLOBAL	23.4	21	25	10.6	9	12	12.8	12	13
Africa Region	Botswana	.2		1			1	.2		
	Burkina Faso			1						1
	Cameroon	.6	1	1	.4	1	1	.2		
	Ethiopia	1.2	1	2	.4	1	2	.8		
	Lesotho	.4	1		.2			.2	1	
	Malawi	.8	1	1	.4			.4	1	1
	Mozambique	1.2	4	2	.8	2	2	.4	2	
	South Africa	1.2	2	1	.4			.8	2	1
	Swaziland	.2	1		.0			.2	1	
	Tanzania	1.4		4	.6		3	.8		1
	Togo			1						1
	Uganda	.4	1	1	.2	1	1	.2		
EMA Region	Albania	.6	1	2				.6	1	2
	Georgia	.6	1	4	.4		2	.2	1	2
	Indonesia	.2		1	.2					1
	Kosovo	—	1	1	—	1		—		1
	Moldova	.2		1				.2		1
	Morocco	.6	2		.4	1		.2	1	
	Philippines	.2	1		.2	1				
IAP Region	Costa Rica	.2		1	.2					1
	Guyana	.2	1					.2	1	
	Panama	.4	1		.2	1		.2		
	Paraguay	.4	1					.4	1	

Dashes indicate that data were not available; and blank cells indicate zero incidents. Posts with zero incidents both in 2015 and 2016 are not shown.  
Source: Peace Corps Consolidated Incident Reporting System (CIRS).  
Data retrieved on 04/28/17 and are current as of that date.

## Non-Aggravated Sexual Assault

**OFFICIAL DEFINITION:** Another person, without the consent of the Volunteer, intentionally or knowingly:

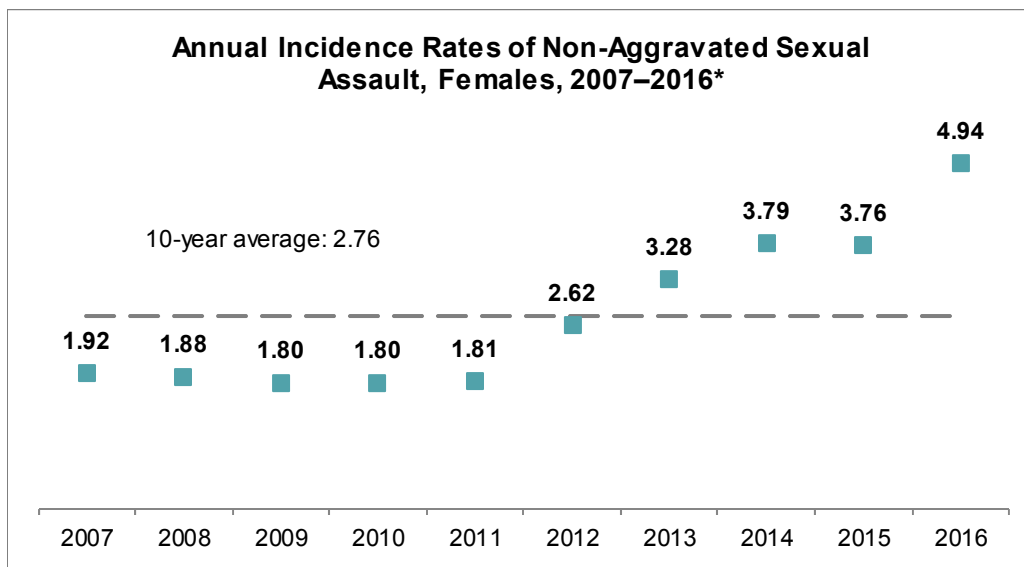
- touches or contacts, either directly or through clothing, the Volunteer's genitalia, anus, groin, breast, inner thigh, or buttocks; OR
- kisses the Volunteer on the mouth;

OR attempts to carry out any of those acts.

Non-aggravated sexual assault involves unwanted kisses on the mouth or touching or contact by the offender, involving the genitals, anus, groin, breasts, inner thigh or buttocks, without the use of a weapon or injury to the Volunteer. Non-aggravated sexual assault also includes any attempts to carry out these acts. Non-aggravated sexual assault can be committed by either male or female offenders, against either male or female Volunteers. Non-aggravated sexual assault can be committed by the Volunteer's spouse or boyfriend/girlfriend and it does not matter if the Volunteer has previously consented to sexual interactions with the offender.

An incident is a non-aggravated sexual assault if:

- Someone touches the Volunteer's breasts, buttocks or genitals but the Volunteer is not injured.
- Someone kisses the Volunteer on the mouth without the Volunteer's permission or consent.



Incidence rate is the number of reported female victimizations per 100 female VT years.

\* Change in definition and reporting options introduced in 2013.

TABLE 6A. NON-AGGRAVATED SEXUAL ASSAULT, INCIDENCE RATES BY REGION AND BY POST

		Total			Female			Male			
		2011–15 average	2015	2016	2011–15 average	2015	2016	2011–15 average	2015	2016	
Total	AFRICA	1.22	1.69	2.33	1.86	2.64	3.57	.12		.18	
	EMA	3.70	4.97	5.11	5.90	8.12	8.73	.55	.56	.25	
	IAP	1.67	1.41	2.67	2.38	1.94	3.88	.40	.44	.59	
	GLOBAL	2.02	2.47	3.17	3.05	3.76	4.94	.32	.28	.31	
Africa Region	Benin	.72	1.02	1.18	1.08	1.54	1.86				
	Botswana	1.05	2.93	.70	1.40	4.01	.99				
	Burkina Faso	1.19	1.89	3.05	1.90	2.96	4.99				
	Ethiopia	3.63	4.72	2.66	5.35	7.11	4.06	.55			
	Gambia	.71	1.10		1.19	1.90					
	Ghana	.70	.71	1.30	1.18	1.10	2.07				
	Guinea	—	—	5.98	—	—	9.64	—	—		
	Lesotho			3.02			5.00				
	Liberia			1.98			3.92				
	Madagascar	.72	.68	.67	.67	1.11	1.04	.73			
	Malawi	2.29		5.61	4.00		7.09			2.49	
	Mozambique	.58	1.70	4.08	.89	2.70	6.43				
	Namibia	.82	.73	2.08	1.29	1.22	3.35				
	Rwanda	2.57	5.58	3.69	3.94	8.35	5.37				
	Senegal	1.66	3.76	3.18	2.44	5.57	4.90				
	South Africa	3.04	4.28	3.77	4.31	6.11	4.19			2.69	
	Swaziland	.51	1.21	3.46	.69	1.55	4.67				
	Togo	1.11	2.41	1.09	1.70	3.60	1.68				
	Uganda	.62	.61	5.96	1.01	.97	9.59				
	Zambia	.65		.76	.98		1.28	.19			
EMA Region	Albania	6.53	6.27	5.67	12.10	13.54	11.49				
	Armenia	3.25	2.88	5.28	5.27	4.55	9.19				
	Cambodia	1.06	1.06	.89	.80		1.43	1.72	2.95		
	China	1.36	1.35	1.99	2.10	2.69	4.15	.55			
	Georgia	3.27	2.78	4.82	5.55	5.07	8.62				
	Indonesia	11.38	10.30	8.16	17.68	14.84	14.54	1.87	2.20		
	Kosovo	—	2.27	9.15	—	3.94	12.11	—		4.12	
	Kyrgyz Republic	9.20	16.49	9.27	17.07	30.63	16.97				
	Macedonia	2.81	6.70	1.09	4.51	10.36	1.70				
	Moldova	7.31	10.07	2.69	11.25	13.79	4.35	1.39	2.54		
	Mongolia	3.77	3.61	7.08	6.87	5.25	12.40	.65	1.61		
	Morocco	4.07	4.90	7.04	6.60	8.47	10.48	.23		1.94	
	Nepal	—	5.82	4.90	—	11.06	10.04	—			
	Philippines	.85		.64	.91		1.08	.82			
	Thailand	2.26	2.59	4.25	3.16	3.99	7.01	.60			
	Timor-Leste	—	20.15	52.16	—	28.16	80.83	—			
	Ukraine	.81		1.96	1.33		3.41				
	IAP Region	Belize	.81	2.86		.84	4.21		.75		
		Colombia	.76	2.07	6.62	1.10	3.14	8.59			3.92
		Costa Rica	1.79	.75	1.64	2.85	1.26	2.74			
Dominican Republic		1.19	.68	1.38	1.92	.95	1.04			2.08	
Ecuador		1.43	.83	2.76	2.17	1.29	4.10				
Fiji		2.83	1.85		4.16	2.83		1.33			
Guatemala		3.36	2.73	4.28	4.30	2.41	5.76	.75	3.74		
Guyana		1.95	2.79	2.38	1.37	2.16	3.38	2.64	3.92		
Jamaica		1.53		3.01	2.04		4.39	.82			
Mexico		2.64	1.44		4.34	2.43		.69			
Micronesia and Palau		1.56	4.51	5.54	2.29	7.01	10.45				
Nicaragua		1.47	3.78	6.25	1.91	5.66	8.54	.60		1.99	
Panama		.70	.46	.46	1.02	.80	.81	.22			
Paraguay		1.50	2.42	4.06	2.30	3.86	5.96	.22		1.26	
Peru		.97		3.32	1.53		5.20				
Tonga		1.52		6.04	2.21		7.73				
Vanuatu		4.72	1.74	1.48	6.90		2.54	1.55	4.41		

Dashes indicate that data were not available; and blank cells indicate zero incidents. Posts with zero incidents both in 2015 and 2016 are not shown.  
Source: Peace Corps Consolidated Incident Reporting System (CIRS).  
Data retrieved on 04/28/17 and are current as of that date.

TABLE 6B. NON-AGGRAVATED SEXUAL ASSAULT, NUMBER OF VICTIMIZATIONS BY REGION AND BY POST

		Total			Female			Male			
		2011–15 average	2015	2016	2011–15 average	2015	2016	2011–15 average	2015	2016	
Total	AFRICA	38.6	50	73	37.2	50	71	1.4		2	
	EMA	71.4	86	94	67.2	82	92	4.2	4	2	
	IAP	35.8	27	50	32.8	24	46	3.0	3	4	
	GLOBAL	145.8	163	217	137.2	156	209	8.6	7	8	
Africa Region	Benin	.8	1	1	.8	1	1				
	Botswana	1.4	4	1	1.4	4	1				
	Burkina Faso	1.4	2	3	1.4	2	3				
	Ethiopia	7.6	11	6	7.2	11	6				
	Gambia	.6	1		.6	1					
	Ghana	1.0	1	2	1.0	1	2				
	Guinea	—	—	3	—	—	3	—	—		
	Lesotho			3			3				
	Liberia			1			1				
	Madagascar	1.0	1	1	.6	1	1	.4			
	Malawi	3.0		7	3.0		6			1	
	Mozambique	1.0	3	8	1.0	3	8				
	Namibia	1.0	1	3	1.0	1	3				
	Rwanda	2.8	6	5	2.8	6	5				
	Senegal	4.0	9	8	4.0	9	8				
	South Africa	4.6	6	5	4.6	6	4			1	
	Swaziland	.4	1	3	.4	1	3				
	Togo	1.0	2	1	1.0	2	1				
	Uganda	1.0	1	10	1.0	1	10				
	Zambia	1.6		2	1.4		2	.2			
EMA Region	Albania	5.6	6	6	5.6	6	6				
	Armenia	2.6	2	5	2.6	2	5				
	Cambodia	1.0	1	1	.4		1	.6	1		
	China	2.0	2	3	1.6	2	3	.4			
	Georgia	2.8	3	6	2.8	3	6				
	Indonesia	9.8	13	11	9.2	12	11	.6	1		
	Kosovo	—	1	6	—	1	5	—		1	
	Kyrgyz Republic	8.2	17	7	8.2	17	7				
	Macedonia	2.4	6	1	2.4	6	1				
	Moldova	8.6	12	3	8.0	11	3	.6	1		
	Mongolia	5.0	5	9	4.6	4	9	.4	1		
	Morocco	9.0	10	9	8.8	10	8	.2		1	
	Nepal	—	4	3	—	4	3	—			
	Philippines	1.4		1	1.0		1	.4			
	Thailand	2.4	3	5	2.2	3	5	.2			
	Timor-Leste	—	1	15	—	1	15	—			
	Ukraine	1.2		3	1.2		3				
	IAP Region	Belize	.4	1		.2	1		.2		
		Colombia	.4	1	4	.4	1	3			1
		Costa Rica	2.4	1	2	2.4	1	2			
Dominican Republic		2.2	1	2	2.2	1	1			1	
Ecuador		2.0	1	3	2.0	1	3				
Fiji		1.4	1		1.2	1		.2			
Guatemala		4.4	3	4	4.2	2	4	.2	1		
Guyana		1.2	2	2	.6	1	2	.6	1		
Jamaica		1.0		2	.8		2	.2			
Mexico		1.8	1		1.6	1		.2			
Micronesia and Palau		.6	2	3	.6	2	3				
Nicaragua		2.6	6	9	2.2	6	8	.4		1	
Panama		1.6	1	1	1.4	1	1	.2			
Paraguay		3.2	5	8	3.0	5	7	.2		1	
Peru		2.2		7	2.2		7				
Tonga		.4		2	.4		2				
Vanuatu		3.0	1	1	2.6		1	.4	1		

Dashes indicate that data were not available; and blank cells indicate zero incidents. Posts with zero incidents both in 2015 and 2016 are not shown.  
Source: Peace Corps Consolidated Incident Reporting System (CIRS).  
Data retrieved on 04/28/17 and are current as of that date.

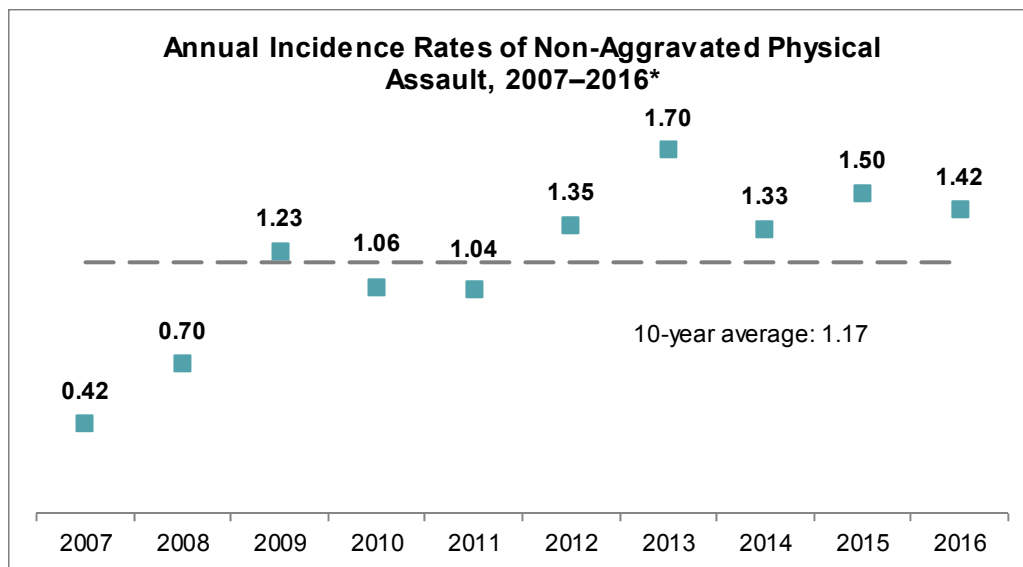
## Non-Aggravated Physical Assault

**OFFICIAL DEFINITION:** Aggressive contact that results in no injury or only minor injury. Minor injury does not require hospitalization, x-ray or surgical intervention (including stitches).

Non-aggravated physical assault occurs when aggressive contact with a Volunteer results in no injury or only minor injury to the Volunteer (such as bruises, black eyes, cuts that do not require stitches, scratches or swelling). This also includes instances when an object is used in a manner capable of causing only minor injury (such as small sticks, stones, or an empty plastic bottle). To be considered a non-aggravated physical assault, the Volunteer must not have been hospitalized, undergone X-rays or had any kind of surgery, to include getting stitches.

An incident is a non-aggravated physical assault if:

- Someone beats or kicks the Volunteer but does not take or attempt to take the Volunteer's property and causes only minor injuries that do not require X-rays or stitches.
- Someone throws small pebbles at the Volunteer but does not cause any injury to the Volunteer and does not take or attempt to take the Volunteer's property.



Incidence rate is the number of reported victimizations per 100 VT years.

\* Change in definition in 2006, 2009, and 2013.

TABLE 7A. NON-AGGRAVATED PHYSICAL ASSAULT, INCIDENCE RATES BY REGION AND BY POST

		Total			Female			Male			
		2011–15 average	2015	2016	2011–15 average	2015	2016	2011–15 average	2015	2016	
Total	AFRICA	1.13	1.22	1.18	1.34	1.42	1.51	.78	.85	.62	
	EMA	2.20	2.83	2.34	2.42	3.17	2.85	1.89	2.36	1.65	
	IAP	.98	.73	.91	1.21	.73	1.01	.57	.74	.73	
	GLOBAL	1.38	1.50	1.42	1.58	1.64	1.70	1.06	1.26	.96	
Africa Region	Benin	2.00	4.07	1.18	3.01	6.16	1.86				
	Botswana	1.76	1.46	1.40	1.88	2.00	1.97	1.19			
	Burkina Faso	.98	1.89	7.12	1.02	1.48	11.65	.91	2.61		
	Cameroon	1.03	1.30	1.58	1.47	2.06	1.22	.26		2.22	
	Comoros	—		3.19	—			—		8.75	
	Ethiopia	2.46	2.58	2.22	2.45	2.59	2.71	2.31	2.56	1.28	
	Gambia	.43	1.10		.71	1.90					
	Ghana	.88	.71	1.96	.71	1.10	1.03	1.13		3.53	
	Lesotho	.44		1.01	.65		1.67				
	Madagascar	1.01	.68	1.34	1.42		1.04	.35	1.76	1.88	
	Malawi	1.54	.80	.80	1.93		1.18	1.23	2.35		
	Mozambique	1.28	1.70	.51	.71	.90	.80	2.43	3.06		
	Namibia	1.91	.73	.69	3.00	1.22	1.12				
	Rwanda	1.76		2.95	1.88		4.29	1.57			
	Senegal	.58	1.67	.40	.73	1.86	.61	.26	1.29		
	South Africa	2.04	2.14	.75	2.00	2.04		2.03	2.39	2.69	
	Swaziland			1.15			1.56				
	Togo	2.02	3.61	1.09	2.35	5.40	1.68	1.33			
	Uganda	.75	.61	1.19	1.22	.97	1.92				
	Zambia	.84	.41		.92	.68		.72			
EMA Region	Albania	6.12	9.40	.94	5.64	6.77	1.92	6.66	11.67		
	Armenia	2.93	2.88		4.03	2.28		.79	3.94		
	Cambodia	1.19	1.06	2.68	1.91	1.65	1.43			4.77	
	China	.67		3.32	.24		5.53	1.18		1.28	
	Georgia	4.08	8.35	3.21	5.52	13.51	2.87	2.31	2.06	3.64	
	Indonesia	2.41	2.38	1.48	3.81	2.47	2.64	.44	2.20		
	Kosovo	—	2.27	3.05	—	3.94	4.84	—			
	Kyrgyz Republic	7.01	10.67	10.59	7.01	5.41	14.54	6.99	16.80	5.84	
	Macedonia	1.45	1.12	1.09	1.95	1.73	1.70	.59			
	Moldova	.85	2.52	.90	1.36	3.76	1.45				
	Mongolia	5.29	3.61	2.36	4.39	6.56	1.38	5.90		3.67	
	Morocco	1.65	.98	3.91	2.21	1.69	6.55	.69			
	Nepal	—		1.63	—		3.35	—			
	Philippines	.65	.62		.88	1.02		.28			
	Thailand	.21		1.70				.64		4.32	
	Timor-Leste	—		10.43	—		16.17	—			
	Ukraine	.95	3.40	1.31	1.58	6.73		.33		3.06	
	IAP Region	Colombia	2.87	2.07	1.65	2.47	3.14	2.86	3.35		
		Costa Rica	.45		.82	.52		1.37	.39		
		Dominican Republic	1.09	1.35	1.38	1.20		1.04	1.17	4.66	2.08
Eastern Caribbean		1.44		1.62	1.36		2.32	1.66			
Ecuador		.69	1.66	.92	1.05	2.58	1.37				
Guatemala		1.84	2.73	1.07	1.86	1.20	1.44	1.80	7.49		
Guyana		.91	1.39	2.38	1.36	2.16	1.69			4.05	
Jamaica		1.25	1.70		1.95	2.41					
Micronesia and Palau		5.51	4.51	5.54	6.34	7.01	6.97	3.71		3.94	
Nicaragua		.64	1.26	.69	.46	.94		1.00	1.89	1.99	
Paraguay		.72		.51	1.02		.85	.23			
Tonga		2.18		6.04	2.12		7.73	2.31			
Vanuatu		3.11		1.48	4.08			1.60		3.57	

Dashes indicate that data were not available; and blank cells indicate zero incidents. Posts with zero incidents both in 2015 and 2016 are not shown.

Source: Peace Corps Consolidated Incident Reporting System (CIRS).

Data retrieved on 04/28/17 and are current as of that date.

TABLE 7B. NON-AGGRAVATED PHYSICAL ASSAULT, NUMBER OF VICTIMIZATIONS BY REGION AND BY POST

		Total			Female			Male			
		2011–15 average	2015	2016	2011–15 average	2015	2016	2011–15 average	2015	2016	
Total	AFRICA	36.4	36	37	27.0	27	30	9.4	9	7	
	EMA	44.0	49	43	28.2	32	30	15.8	17	13	
	IAP	21.2	14	17	16.6	9	12	4.6	5	5	
	GLOBAL	101.6	99	97	71.8	68	72	29.8	31	25	
Africa Region	Benin	2.2	4	1	2.2	4	1	.0			
	Botswana	2.2	2	2	1.8	2	2	.4			
	Burkina Faso	1.2	2	7	.8	1	7	.4	1		
	Cameroon	1.8	2	2	1.6	2	1	.2		1	
	Comoros	—		1	—			—		1	
	Ethiopia	4.8	6	5	3.2	4	4	1.6	2	1	
	Gambia	.4	1		.4	1					
	Ghana	1.4	1	3	.6	1	1	.8		2	
	Lesotho	.4		1	.4		1				
	Madagascar	1.4	1	2	1.2		1	.2	1	1	
	Malawi	2.0	1	1	1.4		1	.6	1		
	Mozambique	2.2	3	1	.8	1	1	1.4	2		
	Namibia	2.2	1	1	2.2	1	1				
	Rwanda	2.0		4	1.4		4	.6			
	Senegal	1.4	4	1	1.2	3	1	.2	1		
	South Africa	3.0	3	1	2.0	2		1.0	1	1	
	Swaziland			1			1				
	Togo	1.8	3	1	1.4	3	1	.4			
	Uganda	1.2	1	2	1.2	1	2	.0			
	Zambia	2.2	1		1.4	1		.8			
EMA Region	Albania	5.4	9	1	2.6	3	1	2.8	6		
	Armenia	2.0	2		1.8	1		.2	1		
	Cambodia	1.2	1	3	1.2	1	1			2	
	China	1.0		5	.2		4	.8		1	
	Georgia	3.8	9	4	3.0	8	2	.8	1	2	
	Indonesia	2.0	3	2	1.8	2	2	.2	1		
	Kosovo	—	1	2	—	1	2	—			
	Kyrgyz Republic	6.2	11	8	3.2	3	6	3.0	8	2	
	Macedonia	1.2	1	1	1.0	1	1	.2			
	Moldova	1.0	3	1	1.0	3	1				
	Mongolia	7.2	5	3	3.0	5	1	4.2		2	
	Morocco	3.8	2	5	3.2	2	5	.6			
	Nepal	—		1	—		1	—			
	Philippines	1.2	1		1.0	1		.2			
	Thailand	.2		2				.2		2	
	Timor-Leste	—		3	—		3	—			
	Ukraine	1.4	1	2	.8	1		.6		2	
	IAP Region	Colombia	1.2	1	1	.8	1	1	.4		
		Costa Rica	.6		1	.4		1	.2		
		Dominican Republic	2.0	2	2	1.4		1	.6	2	1
Eastern Caribbean		1.2		1	.8		1	.4			
Ecuador		1.0	2	1	1.0	2	1				
Guatemala		2.6	3	1	2.0	1	1	.6	2		
Guyana		.6	1	2	.6	1	1			1	
Jamaica		.8	1		.8	1					
Micronesia and Palau		2.0	2	3	1.6	2	2	.4		1	
Nicaragua		1.2	2	1	.6	1		.6	1	1	
Paraguay		1.6		1	1.4		1	.2			
Tonga		.6		2	.4		2	.2			
Vanuatu		2.0		1	1.6			.4		1	

Dashes indicate that data were not available; and blank cells indicate zero incidents. Posts with zero incidents both in 2015 and 2016 are not shown.

Source: Peace Corps Consolidated Incident Reporting System (CIRS).

Data retrieved on 04/28/17 and are current as of that date.



## Burglary

**OFFICIAL DEFINITION:** Unlawful or forcible entry of a Volunteer's residence. This incident type usually, but not always, involves theft. The illegal entry may be forcible, such as breaking a window or slashing a screen, or may be without force by entering through an unlocked door or an open window. As long as the person entering has no legal right to be present in the residence, a burglary has occurred. Also includes illegal entry of a hotel room.

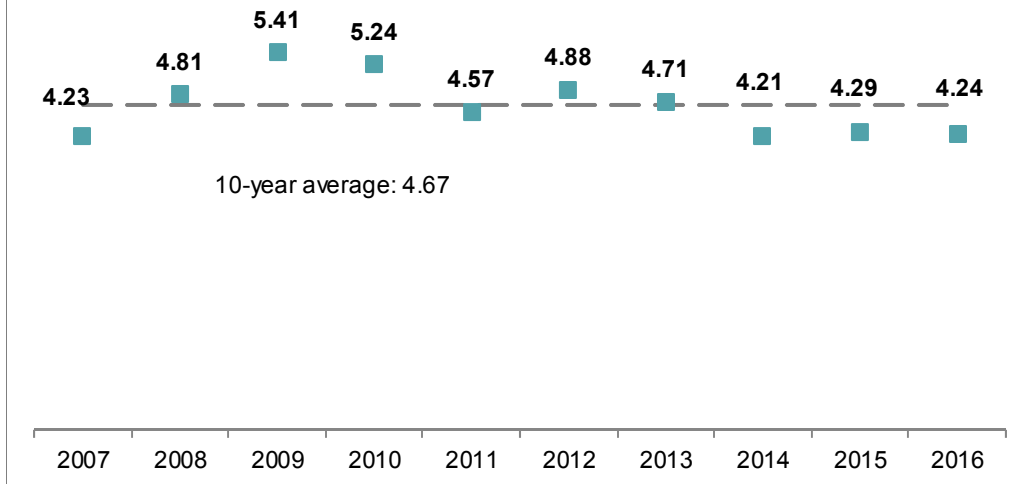
A burglary occurs anytime there is unlawful or unauthorized entry into the Volunteer's house or hotel room and the Volunteer is not assaulted. Unlawful entry does not have to involve force or someone breaking in; unlawful entry occurs anytime someone who does not have permission enters the Volunteer's house or hotel room. Unlawful entry can occur through a window or door that is not locked or through a window or door that has been left open. Also note that "forcible entry" does not require the door or window to be damaged, only that some tool or key was used to gain unlawful entry through a closed or locked door or window. The key element is that someone enters the house or hotel room without the Volunteer's permission. Attempts to enter the Volunteer's house or hotel room must also be reported.

An incident is a burglary if:

- Someone enters the Volunteer's house or hotel room through an unlocked door without the Volunteer giving permission for that person to enter.
- Someone breaks through a closed or locked door and enters the Volunteer's house or hotel room.
- Someone cuts the screen on the window of the Volunteer's house or hotel room and reaches inside (either using the suspect's arm or a long stick or hook).
- Someone reaches in through an open window of the Volunteer's house or hotel room and removes or damages property.
- Someone uses a duplicate key to enter the Volunteer's house or hotel room without the Volunteer's permission.
- Someone attempts to break through a closed or locked door but does not actually enter the Volunteer's house or hotel room.

If the Volunteer suspects that the property was taken from a Volunteer's room by a hotel worker, the incident is classified as a theft because hotel workers are considered to have lawful permission to enter the room that the Volunteer is renting. Generally it would only be considered a burglary if there was sign of forced entry to the Volunteer's room.

### Annual Incidence Rates of Burglary, 2007–2016



Incidence rate is the number of reported victimizations per 100 VT years.

TABLE 8A. BURGLARY, INCIDENCE RATES BY REGION AND BY POST

		Total			Female			Male			
		2011–15 average	2015	2016	2011–15 average	2015	2016	2011–15 average	2015	2016	
Total	AFRICA	6.51	6.39	6.27	6.98	6.59	7.08	5.71	6.03	4.84	
	EMA	1.42	1.39	1.36	1.62	1.88	1.14	1.12	.70	1.65	
	IAP	4.53	3.65	3.69	4.95	4.44	3.79	3.76	2.21	3.51	
	GLOBAL	4.53	4.29	4.24	4.97	4.80	4.68	3.82	3.42	3.53	
Africa Region	Benin	6.00	5.09	5.90	7.70	6.16	5.57	2.66	2.99	6.47	
	Botswana	7.95	5.85	2.10	7.43	7.01	1.97	9.52	2.71	2.40	
	Burkina Faso	4.10	.95	4.07	4.30		4.99	3.85	2.61	2.62	
	Cameroon	6.37	9.09	1.58	8.32	12.38	2.45	3.16	3.50		
	Comoros	—	5.76	25.52	—	10.15	30.12	—		17.50	
	Ethiopia	3.19	1.72	3.99	3.99	1.94	4.06	2.03	1.28	3.85	
	Gambia	5.22	3.30	3.44	5.67	1.90	6.20	4.47	5.21		
	Ghana	6.15	5.64	5.87	6.90	6.59	5.17	5.10	3.95	7.07	
	Lesotho	1.80	2.09	1.01	1.51	3.40	1.67	2.20			
	Liberia	21.07	24.43	19.83	19.62		23.52	19.22	36.09	16.05	
	Madagascar	12.39	16.30	14.09	13.69	18.83	16.67	10.16	12.29	9.42	
	Malawi	9.29	11.26	10.42	9.90	13.44	9.45	8.29	7.06	12.45	
	Mozambique	9.22	14.74	13.24	9.37	12.61	12.86	8.67	18.36	13.90	
	Namibia	8.91	3.67	4.15	9.75	3.65	4.47	7.40	3.70	3.64	
	Rwanda	14.87	8.37	8.11	13.56	5.57	6.44	17.17	13.99	11.79	
	Senegal	3.08	.42	3.18	3.20	.62	4.28	2.72		1.14	
	Sierra Leone	—	—	8.13	—	—	17.16	—	—		
	South Africa	5.00	5.71	3.01	5.13	5.09	3.14	4.83	7.17	2.69	
	Swaziland	2.53		1.15	3.41		1.56	.80			
	Tanzania	3.90	7.32	5.40	4.29	8.61	6.28	3.41	5.63	4.22	
Togo	3.85	3.61	10.94	4.73	5.40	11.75	2.19		9.42		
Uganda	7.56	11.00	10.14	7.70	9.66	15.35	7.43	13.30	1.58		
Zambia	4.56	6.10	4.58	5.57	6.76	7.02	3.07	5.11	.95		
EMA Region	Albania	1.18		5.67	.91		7.66	1.57		3.73	
	Armenia	1.27	1.44	2.11	1.67	2.28	1.84	.51		2.49	
	Cambodia	1.27	2.12		1.78	3.30		.49			
	China	1.22		.66	1.01		1.38	1.48			
	Georgia	.59	1.85		1.08	3.38					
	Indonesia	1.34		.74	1.97		1.32	.49			
	Kyrgyz Republic	2.17	4.85	1.32	1.08	5.41	2.42	3.45	4.20		
	Mongolia	2.65	5.06	.79	4.02	7.88		1.15	1.61	1.84	
	Morocco	1.49	1.47	4.69	1.96	1.69	2.62	.70	1.16	7.76	
	Philippines	2.71	1.87	3.85	3.29	3.07	2.17	1.71		6.29	
	Thailand	2.31	.86		1.38			4.03	2.45		
	Ukraine	.66		.65	.82			.43		1.53	
	IAP Region	Belize	4.54	5.72	2.67	4.29	4.21	3.93	5.02	8.92	
		Colombia	1.55		1.65	.95			2.37		3.92
		Costa Rica	5.89	.75	1.64	5.30	1.26	1.37	6.68		2.03
		Dominican Republic	6.59	3.38	5.54	7.65	2.86	6.22	4.82	4.66	4.16
Eastern Caribbean		9.70	14.30	4.87	9.59	15.65	6.97	9.88	11.36		
Ecuador		1.25	.83		1.50	1.29		.77			
Fiji		18.31	31.53	4.64	20.91	39.65	4.71	12.70	16.13	4.50	
Guyana		9.34	12.54	5.96	9.85	15.13	3.38	9.26	7.85	12.15	
Jamaica		3.17	1.70	3.01	3.86	2.41	4.39	1.64			
Micronesia and Palau		7.51	6.76	3.70	11.79	10.52	3.48			3.94	
Nicaragua		2.21	.63	4.17	2.59	.94	4.27	1.48		3.97	
Panama		4.68	4.17	7.90	5.24	5.58	4.86	3.86	2.22	11.98	
Paraguay		5.08	4.36	2.54	5.92	5.40	4.25	3.73	2.61		
Peru		1.08		.47	1.08		.74	1.07			
Samoa		7.43	9.05	2.87	10.01	14.78	4.86	2.18			
Tonga	7.19	6.92	9.07	8.04	4.16	11.60	8.21	20.58			
Vanuatu	4.52		13.35	5.09		17.78	3.63		7.13		

Dashes indicate that data were not available; and blank cells indicate zero incidents. Posts with zero incidents both in 2015 and 2016 are not shown.  
Source: Peace Corps Consolidated Incident Reporting System (CIRS).  
Data retrieved on 04/28/17 and are current as of that date.

TABLE 8B. BURGLARY, NUMBER OF VICTIMIZATIONS BY REGION AND BY POST

		Total			Female			Male			
		2011–15 average	2015	2016	2011–15 average	2015	2016	2011–15 average	2015	2016	
Total	AFRICA	210.2	189	196	142.0	125	141	68.2	64	55	
	EMA	30.0	24	25	19.8	19	12	10.2	5	13	
	IAP	97.8	70	69	67.8	55	45	30.0	15	24	
	GLOBAL	338.0	283	290	229.6	199	198	108.4	84	92	
Africa Region	Benin	7.0	5	5	6.0	4	3	1.0	1	2	
	Botswana	10.2	8	3	7.2	7	2	3.0	1	1	
	Burkina Faso	6.2	1	4	4.0		3	2.2	1	1	
	Cameroon	11.2	14	2	9.2	12	2	2.0	2		
	Comoros	—	1	8	—	1	6	—		2	
	Ethiopia	5.6	4	9	4.2	3	6	1.4	1	3	
	Gambia	4.4	3	3	2.8	1	3	1.6	2		
	Ghana	9.6	8	9	5.8	6	5	3.8	2	4	
	Lesotho	1.4	2	1	.8	2	1	.6			
	Liberia	9.6	1	10	5.4		6	4.2	1	4	
	Madagascar	17.4	24	21	12.0	17	16	5.4	7	5	
	Malawi	12.0	14	13	7.6	11	8	4.4	3	5	
	Mozambique	15.8	26	26	10.6	14	16	5.2	12	10	
	Namibia	10.8	5	6	7.6	3	4	3.2	2	2	
	Rwanda	16.8	9	11	10.2	4	6	6.6	5	5	
	Senegal	7.4	1	8	5.2	1	7	2.2		1	
	Sierra Leone	—	—	1	—	—	1	—	—		
	South Africa	7.6	8	4	5.4	5	3	2.2	3	1	
	Swaziland	1.8		1	1.6		1	.2			
	Tanzania	7.2	15	12	4.6	10	8	2.6	5	4	
Togo	3.6	3	10	2.8	3	7	.8		3		
Uganda	12.2	18	17	7.6	10	16	4.6	8	1		
Zambia	11.6	15	12	8.4	10	11	3.2	5	1		
EMA Region	Albania	1.0		6	.4		4	.6		2	
	Armenia	1.0	1	2	.8	1	1	.2		1	
	Cambodia	1.2	2		1.0	2		.2			
	China	1.8		1	.8		1	1.0			
	Georgia	.6	2		.6	2		.0			
	Indonesia	1.0		1	.8		1	.2			
	Kyrgyz Republic	2.0	5	1	.6	3	1	1.4	2		
	Mongolia	3.6	7	1	2.8	6		.8	1	1	
	Morocco	3.4	3	6	2.8	2	2	.6	1	4	
	Philippines	4.8	3	6	3.6	3	2	1.2		4	
	Thailand	2.6	1		1.0			1.6	1		
	Ukraine	2.2		1	1.6			.6		1	
	IAP Region	Belize	2.2	2	1	1.4	1	1	.8	1	
		Colombia	.6		1	.4			.2		1
		Costa Rica	7.4	1	2	4.2	1	1	3.2		1
Dominican Republic		11.8	5	8	8.6	3	6	3.2	2	2	
Eastern Caribbean		7.6	8	3	4.8	6	3	2.8	2		
Ecuador		1.8	1		1.4	1		.4			
Fiji		9.2	17	3	6.6	14	2	2.6	3	1	
Guyana		6.0	9	5	4.4	7	2	1.6	2	3	
Jamaica		2.0	1	2	1.6	1	2	.4			
Micronesia and Palau		2.8	3	2	2.8	3	1	.0		1	
Nicaragua		4.6	1	6	3.4	1	4	1.2		2	
Panama		10.2	9	17	6.8	7	6	3.4	2	11	
Paraguay		11.2	9	5	8.0	7	5	3.2	2		
Peru		2.6		1	1.6		1	1.0			
Samoa		2.0	2	1	1.8	2	1	.2			
Tonga	2.4	2	3	1.8	1	3	.6	1			
Vanuatu	3.0		9	2.0		7	1.0		2		

Dashes indicate that data were not available; and blank cells indicate zero incidents. Posts with zero incidents both in 2015 and 2016 are not shown.  
Source: Peace Corps Consolidated Incident Reporting System (CIRS).  
Data retrieved on 04/28/17 and are current as of that date.

## Threat

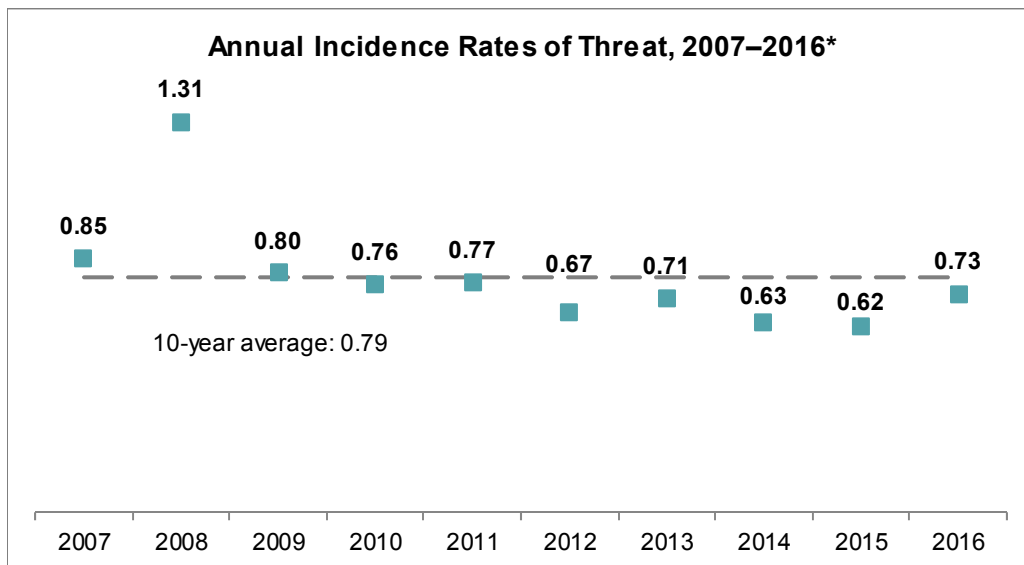
**OFFICIAL DEFINITION:** A threat is made without physical contact or injury to the Volunteer. Threat occurs when the Volunteer is placed in reasonable fear of bodily harm through the use of threatening words and/or other conduct.

Threat occurs anytime someone says they are going to kill the Volunteer; threatens the Volunteer's physical well-being; or causes the Volunteer to reasonably fear for his or her safety, but the offender does not actually make physical contact with the Volunteer. Threats can be made in person, in writing, by e-mail or by phone.

NOTE: If someone threatens the Volunteer with a weapon capable of causing severe bodily injury, the incident is classified as an Aggravated Assault.

An incident is a threat if:

- Someone calls the Volunteer on the telephone and says that he or she is going to kill the Volunteer.
- Someone threatens to kill the Volunteer but does not actually point a weapon at them or physically strike them.
- Someone leaves a note on the Volunteer's house saying that he or she is going to "kick the Volunteer's butt."
- Someone acts in an aggressive manner against the Volunteer, causing the Volunteer to be concerned for his or her safety.



Incidence rate is the number of reported victimizations per 100 VT years.

\* Change in definition in 2006.

TABLE 9A. THREAT, INCIDENCE RATES BY REGION AND BY POST

		Total			Female			Male			
		2011–15 average	2015	2016	2011–15 average	2015	2016	2011–15 average	2015	2016	
Total	AFRICA	.47	.37	.64	.52	.47	.90	.38	.19	.18	
	EMA	.71	.52	.65	.74	.40	.38	.67	.70	1.02	
	IAP	1.00	1.10	.96	1.18	1.21	1.18	.69	.88	.59	
	GLOBAL	.68	.62	.73	.77	.68	.85	.55	.53	.54	
Africa Region	Botswana	.33		.70	.46		.99				
	Comoros	—	5.76		—	10.15		—			
	Ethiopia	.09	.43		.13	.65					
	Gambia	.94		1.15	1.21			.55		2.57	
	Ghana	.41		.65	.26		1.03	.54			
	Lesotho	.22		1.01	.32		1.67				
	Madagascar	.56	1.36		.67	2.22		.37			
	Malawi	.15		2.40			3.54	.33			
	Mozambique	.23	.57		.36	.90					
	Namibia	1.12	1.47	1.38	1.25	1.22	2.23	.83	1.85		
	South Africa	.81	.71	3.77	1.16	1.02	4.19			2.69	
	Swaziland	1.04	2.43	1.15	1.45	3.11	1.56				
	Tanzania			.90			1.57				
	Uganda	.50		.60	.21		.96	.96			
Zambia	.40		.76	.23		1.28	.64				
EMA Region	Albania	.66	2.09	5.67	.46		3.83	.78	3.89	7.45	
	Armenia	.53	1.44	1.06	.38			.79	3.94	2.49	
	Cambodia	.59	1.06		.97	1.65					
	China	.41		.66				.83		1.28	
	Indonesia	.77		.74	1.34					1.69	
	Kosovo	—	2.27	1.53	—	3.94	2.42	—			
	Kyrgyz Republic	4.02		1.32	3.61			4.42		2.92	
	Macedonia	.70	1.12		.74	1.73		.59			
	Moldova	1.04		.90	1.15		1.45	.88			
	Mongolia	.44	.72		.63			.32	1.61		
	Morocco	.52	.49		.66			.23	1.16		
	IAP Region	Belize	2.00	2.86		2.90	4.21				
		Colombia	.93		1.65	1.37		2.86			
		Costa Rica	1.25	3.01	1.64	1.50	3.79	1.37	.84	1.86	2.03
Dominican Republic		.35	.68	.69	.18			.71	2.33	2.08	
Ecuador		.33	1.66		.52	2.58					
Guatemala		2.05	.91		2.10			1.96	3.74		
Guyana		2.11	4.18	5.96	2.14	4.32	5.06	1.71	3.92	8.10	
Jamaica		2.32	3.41		1.60			4.26	11.60		
Mexico		.56		3.03	.54		5.34	.67			
Micronesia and Palau		1.39	2.25	9.24	1.47	3.51	17.42	1.22			
Panama		.09	.46		.16	.80					
Paraguay		1.08	1.94		1.33	3.08		.66			
Tonga	2.91		3.02	3.02		3.87	2.41				
Vanuatu	3.75	1.74	1.48	5.26	2.87	2.54	1.56				

Dashes indicate that data were not available; and blank cells indicate zero incidents. Posts with zero incidents both in 2015 and 2016 are not shown.

Source: Peace Corps Consolidated Incident Reporting System (CIRS).

Data retrieved on 04/28/17 and are current as of that date.

TABLE 9B. THREAT, NUMBER OF VICTIMIZATIONS BY REGION AND BY POST

		Total			Female			Male			
		2011–15 average	2015	2016	2011–15 average	2015	2016	2011–15 average	2015	2016	
Total	AFRICA	15.2	11	20	10.6	9	18	4.6	2	2	
	EMA	14.4	9	12	8.8	4	4	5.6	5	8	
	IAP	21.4	21	18	16.2	15	14	5.2	6	4	
	GLOBAL	51.0	41	50	35.6	28	36	15.4	13	14	
Africa Region	Botswana	.4		1	.4		1				
	Comoros	—	1		—	1		—			
	Ethiopia	.2	1		.2	1					
	Gambia	.8		1	.6			.2		1	
	Ghana	.6		1	.2		1	.4			
	Lesotho	.2		1	.2		1				
	Madagascar	.8	2		.6	2		.2			
	Malawi	.2		3			3	.2			
	Mozambique	.4	1		.4	1					
	Namibia	1.4	2	2	1.0	1	2	.4	1		
	South Africa	1.2	1	5	1.2	1	4			1	
	Swaziland	.8	2	1	.8	2	1				
	Tanzania			2			2				
	Uganda	.8		1	.2		1	.6			
Zambia	1.0		2	.4		2	.6				
EMA Region	Albania	.6	2	6	.2		2	.4	2	4	
	Armenia	.4	1	1	.2			.2	1	1	
	Cambodia	.6	1		.6	1					
	China	.6		1				.6		1	
	Indonesia	.6		1	.6					1	
	Kosovo	—	1	1	—	1	1	—			
	Kyrgyz Republic	3.4		1	1.6			1.8		1	
	Macedonia	.6	1		.4	1		.2			
	Moldova	1.2		1	.8		1	.4			
	Mongolia	.6	1		.4			.2	1		
	Morocco	1.2	1		1.0			.2	1		
	IAP Region	Belize	1.2	1		1.2	1				
		Colombia	.4		1	.4		1			
Costa Rica		1.6	4	2	1.2	3	1	.4	1	1	
Dominican Republic		.6	1	1	.2			.4	1	1	
Ecuador		.4	2		.4	2					
Guatemala		2.4	1		1.8			.6	1		
Guyana		1.4	3	5	1.0	2	3	.4	1	2	
Jamaica		1.4	2		.6			.8	2		
Mexico		.4		2	.2		2	.2			
Micronesia and Palau		.6	1	5	.4	1	5	.2			
Panama		.2	1		.2	1					
Paraguay		2.4	4		1.8	4		.6			
Tonga		.8		1	.6		1	.2			
Vanuatu	2.4	1	1	2.0	1	1	.4				

Dashes indicate that data were not available; and blank cells indicate zero incidents. Posts with zero incidents both in 2015 and 2016 are not shown.

Source: Peace Corps Consolidated Incident Reporting System (CIRS).

Data retrieved on 04/28/17 and are current as of that date.

## Theft

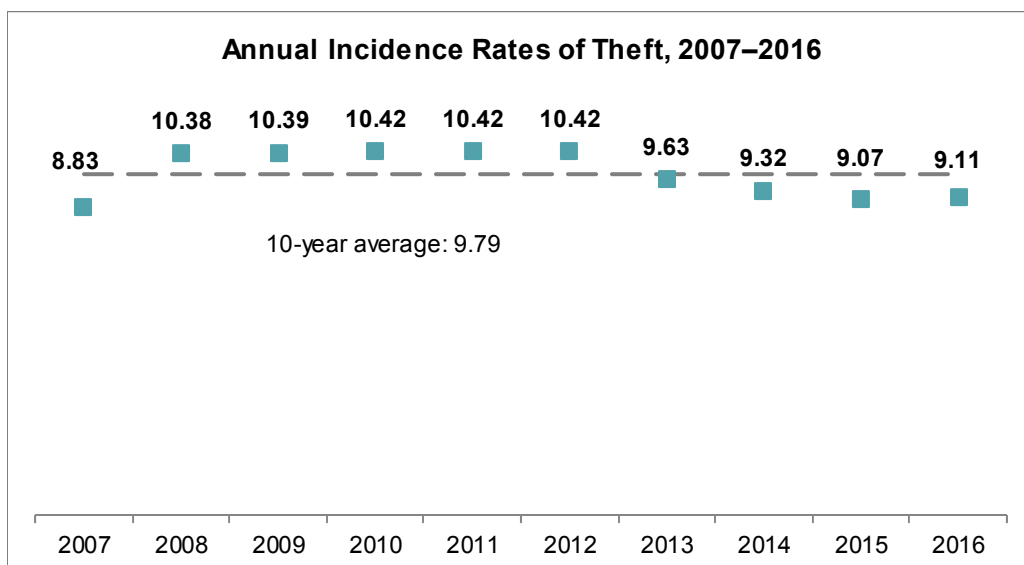
**OFFICIAL DEFINITION:** The taking away of or attempt to take away property or cash without involving force or illegal entry. This includes pick pocketing, stolen purses, and thefts from a residence that do not involve an illegal entry.

A theft occurs when the Volunteer's property is stolen without a direct confrontation between the Volunteer and the suspect and when there has not been illegal entry into the Volunteer's residence (including hotel room). For example, if the Volunteer gives someone permission to enter his house and that person steals the Volunteer's property, it is a theft. (This also applies if the Volunteer gives permission for someone to regularly enter the house when the Volunteer is not present, such as a housekeeper.) It is also a theft if the Volunteer's purse, cell phone, backpack or similar property is "snatched" away by a suspect but the Volunteer does not resist or is not assaulted in any other way.

An incident is a theft if:

- Someone "picks" the Volunteer's pocket and steals his or her wallet without the Volunteer being aware.
- Someone snatches the Volunteer's cell phone or purse but does not use any other force, injure the Volunteer and the Volunteer does not resist.
- Someone steals the Volunteer's property that was in a public area (such as a beach, library or internet café).
- Someone who has been given permission by the Volunteer to enter the Volunteer's house or hotel room (such as a friend, housekeeper or host-family member) steals the Volunteer's property.
- A Volunteer leaves his or her wallet at a store and returns within a reasonable amount of time to reclaim the item but finds that someone has taken it.

If the Volunteer suspects that the property was taken from the Volunteer's room by a hotel worker, the incident is classified as a theft because hotel workers are considered to have lawful permission to enter the room that the Volunteer is renting. Generally it would only be considered a burglary if there was sign of forced entry to the Volunteer's room.



Incident rate is the number of reported victimizations per 100 VT years.



TABLE 10A. THEFT, INCIDENCE RATES BY REGION AND BY POST

		Total			Female			Male		
		2011–15 average	2015	2016	2011–15 average	2015	2016	2011–15 average	2015	2016
Total	AFRICA	9.66	9.23	9.18	10.69	10.18	10.20	7.90	7.54	7.39
	EMA	7.76	7.00	7.34	8.65	8.22	8.73	6.49	5.28	5.47
	IAP	11.90	10.70	10.75	13.50	11.06	11.97	9.07	10.03	8.63
	GLOBAL	9.77	9.07	9.11	10.98	9.96	10.33	7.79	7.56	7.14
Africa Region	Benin	12.25	11.19	10.62	13.45	12.33	11.15	9.93	8.98	9.70
	Botswana	4.03	2.93	4.19	4.30	4.01	3.95	3.50		4.79
	Burkina Faso	8.06	3.78	4.07	9.14	5.93	6.66	6.23		
	Cameroon	8.24	9.73	3.16	10.17	13.41	2.45	4.89	3.50	4.43
	Comoros	—	5.76	9.57	—	—	15.06	—	13.33	
	Ethiopia	11.27	9.02	10.64	10.99	9.70	12.86	11.45	7.67	6.42
	Gambia	7.03	7.69	4.58	6.33	1.90	2.07	7.91	15.62	7.71
	Ghana	5.59	7.05	10.44	7.26	9.88	12.40	3.05	1.97	7.07
	Guinea	—	—	1.99	—	—	3.21	—	—	
	Lesotho	11.66	11.50	11.06	13.06	11.92	16.68	8.60	10.83	2.53
	Liberia	14.35	24.43	15.86	9.76	—	23.52	16.70	36.09	8.02
	Madagascar	17.28	15.62	24.15	19.56	14.40	19.79	13.77	17.55	32.03
	Malawi	12.28	12.87	14.42	16.01	15.89	14.18	7.21	7.06	14.94
	Mozambique	4.21	6.80	6.62	4.40	7.21	9.65	3.69	6.12	1.39
	Namibia	10.85	.73	6.23	12.00	—	10.05	8.85	1.85	
	Rwanda	17.32	26.03	24.34	20.25	34.81	28.98	11.54	8.39	14.15
	Senegal	7.07	3.76	3.18	7.89	3.09	3.06	5.55	5.17	3.41
	Sierra Leone	—	—	8.13	—	—	—	—	—	15.44
	South Africa	14.82	15.71	12.06	15.88	15.27	12.56	12.51	16.73	10.76
	Swaziland	5.54	9.72	1.15	6.39	9.33	1.56	3.84	11.11	
	Tanzania	3.69	2.44	4.50	4.50	4.30	3.92	2.57		5.27
	Togo	4.95	6.02	5.47	4.98	7.20	6.71	4.85	3.65	3.14
	Uganda	13.02	14.05	11.33	13.25	11.59	12.47	12.74	18.28	9.46
	Zambia	11.94	14.65	10.69	13.89	17.57	10.22	9.15	10.23	11.40
EMA Region	Albania	7.74	7.31	6.61	11.82	13.54	9.58	3.12	1.95	3.73
	Armenia	2.75	2.88	2.11	4.08	2.28	3.68	1.18	3.94	
	Cambodia	17.65	13.76	14.30	21.82	19.80	15.74	11.43	2.95	11.92
	China	7.91	6.76	4.65	8.01	5.39	5.53	7.86	8.13	3.83
	Georgia	5.18	7.42	2.41	4.75	6.75	2.87	6.04	8.23	1.82
	Indonesia	10.85	6.34	8.16	13.61	9.89	9.25	6.70		6.77
	Kosovo	—	2.27	9.15	—	3.94	12.11	—		4.12
	Kyrgyz Republic	11.10	11.64	11.92	14.40	14.41	19.39	7.19	8.40	2.92
	Macedonia	7.60	5.58	3.28	7.48	6.91	5.10	7.85	3.16	
	Moldova	5.38	4.20	5.38	7.48	5.02	2.90	2.41	2.54	9.40
	Mongolia	10.00	10.84	13.38	13.53	15.75	15.16	6.44	4.82	11.02
	Morocco	7.21	3.92	4.69	7.27	5.08	2.62	7.14	2.32	7.76
	Nepal	—	8.73	4.90	9.88	8.30	6.69	4.15	9.22	3.19
	Philippines	15.23	9.33	13.48	—	8.19	15.18	—	11.07	11.01
	Thailand	2.64	.86	3.40	2.30	—	2.80	3.27	2.45	4.32
	Timor-Leste	—	20.15	13.91	—	28.16	21.56	—		
	Ukraine	5.26	10.19	6.53	4.29	6.73	9.10	6.36	13.71	3.06

(continued)

TABLE 10A. THEFT, INCIDENCE RATES BY REGION AND BY POST (continued)

		Total			Female			Male		
		2011–15 average	2015	2016	2011–15 average	2015	2016	2011–15 average	2015	2016
IAP Region	Belize	11.25	5.72	8.01	11.98		7.85	8.31	17.84	8.36
	Colombia	28.38	8.29	9.92	32.29	9.41	8.59	19.32	6.11	11.75
	Costa Rica	11.19	7.53	12.29	10.43	6.32	10.98	12.55	9.31	14.23
	Dominican Republic	8.69	10.14	18.00	9.32	8.57	19.71	8.00	13.99	14.56
	Eastern Caribbean	7.16	5.36	6.49	8.23	7.82	9.30	4.92		
	Ecuador	6.00	14.08	12.89	6.24	14.16	12.29	5.53	13.94	14.12
	El Salvador	8.18	14.81		9.40	17.08		5.65	10.11	
	Fiji	16.74	5.56	10.82	21.14	5.66	9.42	7.19	5.38	13.51
	Guatemala	25.77	16.39	14.97	27.40	16.85	15.83	20.55	14.97	12.49
	Guyana	13.50	8.36	4.77	16.25	4.32	6.75	7.66	15.69	
	Jamaica	7.65	1.70	4.52	8.91	2.41	6.59	5.22		
	Mexico	9.47	7.20	13.63	13.04	7.29	16.02	5.55	7.06	10.50
	Micronesia and Palau	7.23	6.76	1.85	9.78	10.52	3.48	1.70		
	Nicaragua	12.47	10.70	13.20	12.13	9.43	14.95	13.16	13.23	9.93
	Panama	7.32	7.88	8.83	8.10	9.56	8.91	6.11	5.55	8.71
	Paraguay	15.73	15.51	9.14	19.05	19.28	13.61	10.50	9.13	2.51
	Peru	13.82	14.24	12.81	16.49	14.38	13.38	9.38	14.02	11.80
	Samoa	18.52	18.09	2.87	24.43	29.55	4.86	8.12		
Tonga	10.55	3.46	9.07	10.98		11.60	11.42	20.58		
Vanuatu	10.45	12.18	11.87	10.11	11.49	12.70	10.72	13.24	10.70	

Dashes indicate that data were not available; and blank cells indicate zero incidents. Posts with zero incidents both in 2015 and 2016 are not shown.

Source: Peace Corps Consolidated Incident Reporting System (CIRS).

Data retrieved on 04/28/17 and are current as of that date.

TABLE 10B. THEFT, NUMBER OF VICTIMIZATIONS BY REGION AND BY POST

		Total			Female			Male		
		2011–15 average	2015	2016	2011–15 average	2015	2016	2011–15 average	2015	2016
Total	AFRICA	311.8	273	287	217.2	193	203	94.6	80	84
	EMA	161.0	121	135	105.4	83	92	55.6	38	43
	IAP	257.6	205	201	186.4	137	142	71.2	68	59
	GLOBAL	730.4	599	623	509.0	413	437	221.4	186	186
Africa Region	Benin	13.8	11	9	10.0	8	6	3.8	3	3
	Botswana	5.2	4	6	4.2	4	4	1.0		2
	Burkina Faso	11.2	4	4	8.0	4	4	3.2		
	Cameroon	14.6	15	4	11.2	13	2	3.4	2	2
	Comoros	—	1	3	—		3	—	1	
	Ethiopia	20.2	21	24	12.4	15	19	7.8	6	5
	Gambia	6.0	7	4	3.2	1	1	2.8	6	3
	Ghana	8.4	10	16	6.2	9	12	2.2	1	4
	Guinea	—	—	1	—	—	1	—	—	
	Lesotho	10.0	11	11	7.4	7	10	2.6	4	1
	Liberia	5.2	1	8	2.8		6	2.4	1	2
	Madagascar	24.2	23	36	17.0	13	19	7.2	10	17
	Malawi	16.0	16	18	12.2	13	12	3.8	3	6
	Mozambique	7.2	12	13	5.0	8	12	2.2	4	1
	Namibia	13.0	1	9	9.2		9	3.8	1	
	Rwanda	20.2	28	33	15.6	25	27	4.6	3	6
	Senegal	16.8	9	8	12.4	5	5	4.4	4	3
	Sierra Leone	—	—	1	—	—		—	—	1
	South Africa	23.0	22	16	17.0	15	12	6.0	7	4
	Swaziland	4.2	8	1	3.4	6	1	.8	2	
Tanzania	6.4	5	10	4.6	5	5	1.8		5	
Togo	4.6	5	5	3.0	4	4	1.6	1	1	
Uganda	21.0	23	19	13.0	12	13	8.0	11	6	
Zambia	30.2	36	28	21.0	26	16	9.2	10	12	
EMA Region	Albania	6.8	7	7	5.6	6	5	1.2	1	2
	Armenia	2.4	2	2	2.0	1	2	.4	1	
	Cambodia	17.6	13	16	13.0	12	11	4.6	1	5
	China	11.8	10	7	6.4	4	4	5.4	6	3
	Georgia	4.6	8	3	2.4	4	2	2.2	4	1
	Indonesia	9.2	8	11	7.0	8	7	2.2		4
	Kosovo	—	1	6	—	1	5	—		1
	Kyrgyz Republic	9.4	12	9	6.6	8	8	2.8	4	1
	Macedonia	6.2	5	3	3.8	4	3	2.4	1	
	Moldova	6.4	5	6	5.2	4	2	1.2	1	4
	Mongolia	13.6	15	17	9.2	12	11	4.4	3	6
	Morocco	16.4	8	6	10.2	6	2	6.2	2	4
	Nepal	—	6	3	—	3	2	—	3	1
	Philippines	26.4	15	21	16.4	8	14	10.0	7	7
	Thailand	3.0	1	4	1.6		2	1.4	1	2
	Timor-Leste	—	1	4	—	1	4	—		
	Ukraine	13.8	3	10	7.6	1	8	6.2	2	2

(continued)

TABLE 10B. THEFT, NUMBER OF VICTIMIZATIONS BY REGION AND BY POST (continued)

		Total			Female			Male		
		2011–15 average	2015	2016	2011–15 average	2015	2016	2011–15 average	2015	2016
IAP Region	Belize	5.2	2	3	3.8		2	1.4	2	1
	Colombia	11.0	4	6	8.8	3	3	2.2	1	3
	Costa Rica	14.4	10	15	8.2	5	8	6.2	5	7
	Dominican Republic	15.4	15	26	10.6	9	19	4.8	6	7
	Eastern Caribbean	6.4	3	4	4.8	3	4	1.6		
	Ecuador	8.8	17	14	6.0	11	9	2.8	6	5
	El Salvador	5.2	9		3.8	7		1.4	2	
	Fiji	8.2	3	7	6.4	2	4	1.8	1	3
	Guatemala	35.4	18	14	28.0	14	11	7.4	4	3
	Guyana	8.6	6	4	7.0	2	4	1.6	4	
	Jamaica	4.8	1	3	3.6	1	3	1.2		
	Mexico	6.6	5	9	4.8	3	6	1.8	2	3
	Micronesia and Palau	2.6	3	1	2.4	3	1	.2		
	Nicaragua	23.6	17	19	15.2	10	14	8.4	7	5
	Panama	16.2	17	19	10.8	12	11	5.4	5	8
	Paraguay	34.8	32	18	25.8	25	16	9.0	7	2
	Peru	31.8	31	27	23.8	19	18	8.0	12	9
	Samoa	4.4	4	1	3.8	4	1	.6		
Tonga	3.8	1	3	2.6		3	1.2	1		
Vanuatu	6.6	7	8	3.8	4	5	2.8	3	3	

Dashes indicate that data were not available, and blank cells indicate zero incidents. Posts with zero incidents both in 2015 and 2016 are not shown.

Source: Peace Corps Consolidated Incident Reporting System (CIRS).

Data retrieved on 04/28/17 and are current as of that date.

## Vandalism

**OFFICIAL DEFINITION:** Mischievous or malicious defacement, destruction, or damage of property. If unlawful or forcible entry or attempted entry of a residence is involved, the incident should be classified as burglary.

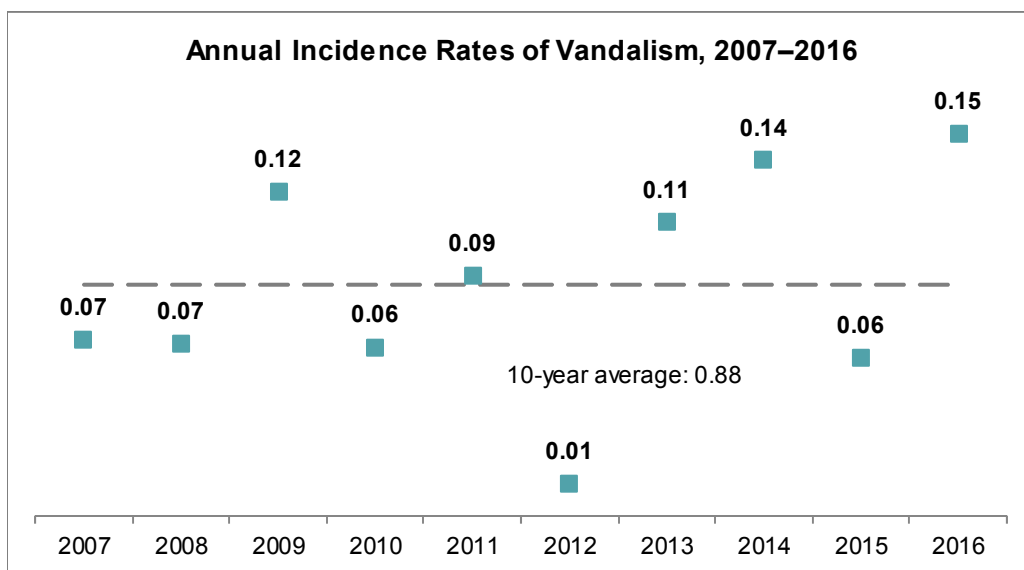
Vandalism is the destruction or damage of a Volunteer's property or the Volunteer's house, without signs of illegal entry or theft. The damage can be in the form of things being broken, cut, torn or burned. Similarly, the damage can be from something that is painted, drawn or marked on the Volunteer's house or property.

You must consider the intent of the offender when making the distinction between Vandalism and Attempted Burglary. For example, if the Volunteer's window was broken by a student who threw a rock at the Volunteer's house, that would be Vandalism. However, if the window was broken in an attempt to enter the house without permission, that would be burglary.

Vandalism can also be an element of other incidents, such as Threat. If the outside of the Volunteer's house was vandalized and the offender painted a threat on the wall, the incident would be classified as Threat.

An incident is a vandalism if:

- Someone cuts the tires on the Volunteer's bicycle.
- Someone destroys the garden the Volunteer planted.
- Someone paints or writes slogans or pictures on the outside of the Volunteer's house.
- Someone breaks the windows on the Volunteer's house but does not try to enter the house.
- Someone wipes feces on the door to the Volunteer's house.



Incidence rate is the number of reported victimizations per 100 VT years.

TABLE 11A. VANDALISM, INCIDENCE RATES BY REGION AND BY POST

		Total			Female			Male		
		2011–15 average	2015	2016	2011–15 average	2015	2016	2011–15 average	2015	2016
Total	AFRICA	.09	.03	.13	.09		.15	.09	.09	.09
	EMA	.06	.06		.07	.10		.04		
	IAP	.10	.10	.32	.14	.16	.34	.03		.29
	GLOBAL	.08	.06	.15	.10	.07	.17	.06	.04	.12
Africa Region	Burkina Faso	.37	.95		.29			.52	2.61	
	Mozambique			.51			.80			
	Zambia	.15		.38	.27		.64			
EMA Region	Timor-Leste	—	20.15		—	28.16	—			
IAP Region	Costa Rica	.14		.82	.22		1.37			
	Eastern Caribbean	.71	3.57		1.04	5.22				
	Vanuatu	.32		7.42	.52		7.62			7.13

Dashes indicate that data were not available; and blank cells indicate zero incidents. Posts with zero incidents both in 2015 and 2016 are not shown.  
Source: Peace Corps Consolidated Incident Reporting System (CIRS).  
Data retrieved on 04/28/17 and are current as of that date.

TABLE 11B. VANDALISM, NUMBER OF VICTIMIZATIONS BY REGION AND BY POST

		Total			Female			Male		
		2011–15 average	2015	2016	2011–15 average	2015	2016	2011–15 average	2015	2016
Total	AFRICA	2.8	1	4	1.8		3	1.0	1	1
	EMA	1.2	1		.8	1		.4		
	IAP	2.0	2	6	1.8	2	4	.2		2
	GLOBAL	6.0	4	10	4.4	3	7	1.6	1	3
Africa Region	Burkina Faso	.4	1		.2			.2	1	
	Mozambique			1			1			
	Zambia	.4		1	.4		1			
EMA Region	Timor-Leste	—	1		—	1	—			
IAP Region	Costa Rica	.2		1	.2		1			
	Eastern Caribbean	.4	2		.4	2				
	Vanuatu	.2		5	.2		3			2

Dashes indicate that data were not available; and blank cells indicate zero incidents. Posts with zero incidents both in 2015 and 2016 are not shown.  
Source: Peace Corps Consolidated Incident Reporting System (CIRS).  
Data retrieved on 04/28/17 and are current as of that date.

## Stalking

**OFFICIAL DEFINITION:** Engaging a course of conduct directed at a specific Volunteer that would cause a reasonable person to either:

- Fear for his or her safety or the safety of others; OR
- Suffer substantial emotional distress.

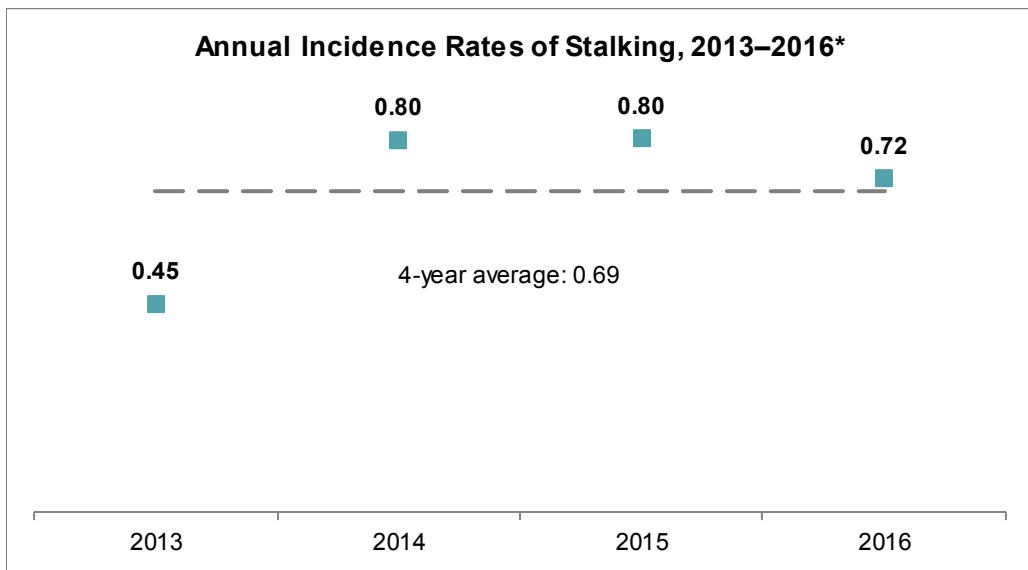
Unlike the other incident types explained in this guide, stalking is a collection of incidents and events rather than a single item. These events and incidents may not be alarming or distressing when looked at individually, but when two or more occur to a single Volunteer by a single offender or group of offenders, they should be looked at together to see if the situation represents a threat to the Volunteer's ongoing safety and/or security.

A collection of incidents or events should be reported as a stalking if the Volunteer reports:

- feeling threatened;
- concern for his/her ongoing safety and/or security; and/or
- suffering from emotional distress about the incidents or events.

Incidents and events that may be stalking:

- Targeting a Volunteer for multiple criminal incidents, including property crimes, threats, and assaults;
- Unwanted communication or contact, including but not limited to face-to-face, phone calls, text messages, email, instant messages, postal mail, unwanted gifts or items, and messages through a third party;
- Harassment, even through a third party;
- Pursuing, following, or appearing within sight of the target either in-person or through electronic surveillance;
- Trespassing on the Volunteer's property or in the Volunteer's workplace without express permission (if needed);
- Direct or indirect verbal or physical threats to harm the Volunteer's host or biological/marital family, colleagues, friends, or pets;
- Defamation or spreading malicious rumors about the Volunteer;
- Gathering or obtaining personal information about the Volunteer by accessing public records, hiring a personal investigator, going through the Volunteer's garbage, or contacting the Volunteer's colleagues, community members, host family, friends, etc.;
- Contacting witnesses or any other person involved in a crime incident to intimidate them or get them to change their testimony;
- Posting pictures, videos, or information in chat rooms, forums, or on websites about the Volunteer without the Volunteer's consent or knowledge;
- Sending unwanted or unsolicited email, text messages, instant messages, or social media messages;
- Installing hardware or software on a Volunteer's computer.



Incidence rate is the number of reported victimizations per 100 VT years.

\* Data collection started in 2013.



TABLE 12A. STALKING, INCIDENCE RATES BY REGION AND BY POST

		Total			Female			Male		
		2013–15 average	2015	2016	2013–15 average	2015	2016	2013–15 average	2015	2016
Total	AFRICA	.55	.54	.51	.81	.74	.75	.09	.19	.09
	EMA	.99	1.39	.65	1.42	2.18	.76	.36	.28	.51
	IAP	.62	.68	1.12	.79	.97	1.77	.30	.15	
	GLOBAL	.68	.80	.72	.96	1.16	1.04	.23	.20	.19
Africa Region	Botswana	.50	.73	.70	.66	1.00	.99			
	Cameroon	.62	1.30		.65	1.03		.58	1.75	
	Ghana			1.30			2.07			
	Lesotho	.72	1.05	2.01	1.11	1.70	3.34			
	Madagascar	1.40	2.04	.67	2.28	3.32	1.04			
	Malawi	.26		.80	.46		1.18			
	Mozambique	.96	.57	.51	1.49	.90	.80			
	Namibia	.30		1.38	.47		2.23			
	Rwanda	.63	.93		.97	1.39				
	Senegal	.14	.42		.21	.62				
	South Africa	.97	2.14		1.38	3.05				
	Swaziland	.85	1.21		1.14	1.55				
	Uganda	1.25		2.39	2.05		2.88			1.58
	Zambia	1.32	.81	.76	1.81	.68	1.28	.65	1.02	
EMA Region	Albania	.81		.94	.71		1.92	.85		
	Armenia	.52		2.11	.78					4.97
	China	1.81	3.38	1.33	2.69	6.74	0	.94		2.55
	Georgia	2.02	3.71	1.61	3.60	6.75	2.87			
	Indonesia			1.48			2.64			
	Kosovo	—	2.27	1.53	—	3.94	2.42	—		
	Kyrgyz Republic	2.53	3.88	1.32	4.11	5.41	2.42	.70	2.10	
	Macedonia	1.58	2.23		2.53	3.45				
	Moldova	1.42	.84		1.74	1.25		.72		
	Mongolia	1.02	.72		1.42	1.31		.55		
	Morocco	.64	.98		.55	.85		.76	1.16	
	Nepal	1.94	1.46		3.64	2.77				
	Thailand	.29	.86		.44	1.33				
	Timor-Leste	—		3.48	—		5.39	—		
Ukraine	1.13	3.40		2.24	6.73					
IAP Region	Belize			5.34			7.85			
	Costa Rica	1.13		.82	.93		1.37	1.44		
	Dominican Republic	1.24	1.35	3.46	1.85	1.90	5.19			
	Eastern Caribbean	1.68	3.57	4.87	1.60	2.61	6.97	1.89	5.68	
	Ecuador	.83	1.66		.86	2.58		.80		
	Guatemala	1.29	.91	2.14	1.66	1.20	2.88			
	Guyana	1.63	1.39	2.38	1.65	2.16	3.38	2.27		
	Jamaica	.57	1.70		.80	2.41				
	Micronesia and Palau	.86		3.70	1.24		6.97			
	Nicaragua	.42	.63	.69	.64	.94	1.07			
	Panama	.31		.93	.51		1.62			
	Paraguay			.51			.85			
	Peru	.15	.46		.25	.76				
	Tonga	1.15	3.46		1.39	4.16				
Vanuatu	1.71	1.74		2.78	2.87					

Dashes indicate that data were not available; and blank cells indicate zero incidents. Posts with zero incidents both in 2015 and 2016 are not shown.  
Source: Peace Corps Consolidated Incident Reporting System (CIRS).  
Data retrieved on 04/28/17 and are current as of that date.

TABLE 12B. STALKING, NUMBER OF VICTIMIZATIONS BY REGION AND BY POST

		Total			Female			Male		
		2013–15 average	2015	2016	2013–15 average	2015	2016	2013–15 average	2015	2016
Total	AFRICA	17.0	16	16	16.0	14	15	1.0	2	1
	EMA	17.3	24	12	14.7	22	8	2.7	2	4
	IAP	11.7	13	21	9.7	12	21	2.0	1	
	GLOBAL	46.0	53	49	40.3	48	44	5.7	5	5
Africa Region	Botswana	.7	1	1	.7	1	1			
	Cameroon	1.0	2		.7	1		.3	1	
	Ghana			2			2			
	Lesotho	.7	1	2	.7	1	2			
	Madagascar	2.0	3	1	2.0	3	1			
	Malawi	.3		1	.3		1			
	Mozambique	1.7	1	1	1.7	1	1			
	Namibia	.3		2	.3		2			
	Rwanda	.7	1		.7	1				
	Senegal	.3	1		.3	1				
	South Africa	1.3	3		1.3	3				
	Swaziland	.7	1		.7	1				
	Uganda	2.0		4	2.0		3			1
	Zambia	3.3	2	2	2.7	1	2	.7	1	
EMA Region	Albania	.7		1	.3		1	.3		
	Armenia	.3		2	.3			.0		2
	China	2.7	5	2	2.0	5		.7		2
	Georgia	2.0	4	2	2.0	4		.0		
	Indonesia			2			2			
	Kosovo	—	1	1	—	1	1	—		
	Kyrgyz Republic	2.3	4	1	2.0	3	1	.3	1	
	Macedonia	1.3	2		1.3	2		.0		
	Moldova	1.7	1		1.3	1		.3		
	Mongolia	1.3	1		1.0	1		.3		
	Morocco	1.3	2		.7	1		.7	1	
	Nepal	1.0	1		1.0	1				
	Thailand	.3	1		.3	1				
	Timor-Leste	—		1	—		1	—		
	Ukraine	.3	1		.3	1				
	IAP Region	Belize			2			2		
Costa Rica		1.3		1	.7		1	.7		
Dominican Republic		2.0	2	5	2.0	2	5	.0		
Eastern Caribbean		1.0	2	3	.7	1	3	.3	1	
Ecuador		1.0	2		.7	2		.3		
Guatemala		1.3	1	2	1.3	1	2			
Guyana		1.0	1	2	.7	1	2	.3		
Jamaica		.3	1		.3	1				
Micronesia and Palau		.3		2	.3		2			
Nicaragua		.7	1	1	.7	1	1			
Panama		.7		2	.7		2			
Paraguay				1			1			
Peru		.3	1		.3	1				
Tonga		.3	1		.3	1				
Vanuatu	1.0	1		1.0	1					

Dashes indicate that data were not available; and blank cells indicate zero incidents. Posts with zero incidents both in 2015 and 2016 are not shown.  
Source: Peace Corps Consolidated Incident Reporting System (CIRS).  
Data retrieved on 04/28/17 and are current as of that date.

## Africa Region

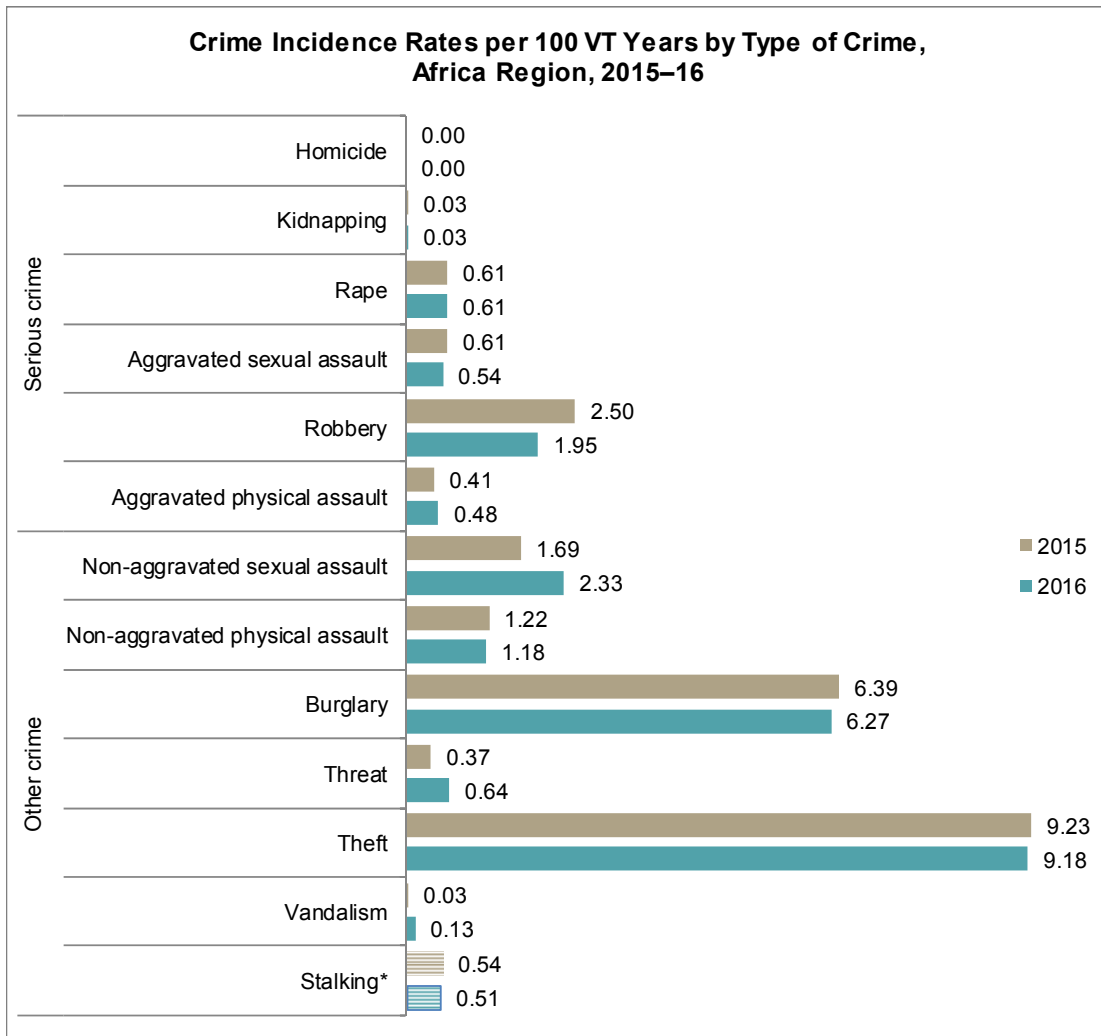
The following 24 Peace Corps posts were in operation in the Africa region in 2016:

**Sahel:** Senegal, The Gambia

**Coastal West and Central Africa:** Benin, Burkina Faso, Cameroon, Ghana, Guinea, Liberia, Sierra Leone, Togo

**Eastern Africa:** Comoros, Ethiopia, Madagascar, Malawi, Mozambique, Rwanda, Tanzania, Uganda

**Southern Africa:** Botswana, Lesotho, Namibia, South Africa, Swaziland, Zambia



Incidence rate; 2016 (n = 746); 2015 (n = 699).

\* Stalking may include any other types of crime, which are also counted in their respective categories.

TABLE 13A. AFRICA REGION, INCIDENCE RATES BY TYPE OF CRIME AND BY POST

		Total			Female			Male		
		2011–15 average	2015	2016	2011–15 average	2015	2016	2011–15 average	2015	2016
Benin	Death by homicide									
	Kidnapping									
	Rape	1.28	3.05		1.94	4.62				
	Aggravated sexual assault									
	Robbery	1.36	1.02		1.79	1.54		.51		
	Aggravated physical assault									
	Non-aggravated sexual assault	.72	1.02	1.18	1.08	1.54	1.86			
	Non-aggravated physical assault	2.00	4.07	1.18	3.01	6.16	1.86			
	Burglary	6.00	5.09	5.90	7.70	6.16	5.57	2.66	2.99	6.47
	Threat	.16			.24					
	Theft	12.25	11.19	10.62	13.45	12.33	11.15	9.93	8.98	9.70
	Vandalism	.16			.24					
	Stalking	.55			.84					
Botswana	Death by homicide									
	Kidnapping	.15			.19					
	Rape	.45	.73	.70	.59	1.00	.99			
	Aggravated sexual assault			1.40			1.97			
	Robbery	3.77	3.66	.70	4.22	4.01		2.43	2.71	2.40
	Aggravated physical assault	.16		.70			.99	.60		
	Non-aggravated sexual assault	1.05	2.93	.70	1.40	4.01	.99			
	Non-aggravated physical assault	1.76	1.46	1.40	1.88	2.00	1.97	1.19		
	Burglary	7.95	5.85	2.10	7.43	7.01	1.97	9.52	2.71	2.40
	Threat	.33		.70	.46		.99			
	Theft	4.03	2.93	4.19	4.30	4.01	3.95	3.50		4.79
	Vandalism									
	Stalking	.50	.73	.70	.66	1.00	.99			
Burkina Faso	Death by homicide									
	Kidnapping									
	Rape	1.43	1.89		2.27	2.96				
	Aggravated sexual assault	.33		1.02	.54		1.66			
	Robbery	3.41	3.78		4.11	4.45		2.34	2.61	
	Aggravated physical assault			1.02						2.62
	Non-aggravated sexual assault	1.19	1.89	3.05	1.90	2.96	4.99			
	Non-aggravated physical assault	.98	1.89	7.12	1.02	1.48	11.65	.91	2.61	
	Burglary	4.10	.95	4.07	4.30		4.99	3.85	2.61	2.62
	Threat	.27			.18			.39		
	Theft	8.06	3.78	4.07	9.14	5.93	6.66	6.23		
	Vandalism	.37	.95		.29			.52	2.61	
	Stalking									
Cameroon	Death by homicide									
	Kidnapping	.23	.65		.36	1.03				
	Rape	.56		3.16	.90		4.90			
	Aggravated sexual assault	.11		1.58	.18		2.45			
	Robbery	3.43	2.60	2.37	3.25	3.09	3.67	3.70	1.75	
	Aggravated physical assault	.34	.65	.79	.39	1.03	1.22	.28		
	Non-aggravated sexual assault	.56			.92					
	Non-aggravated physical assault	1.03	1.30	1.58	1.47	2.06	1.22	.26		2.22
	Burglary	6.37	9.09	1.58	8.32	12.38	2.45	3.16	3.50	
	Threat	.73			1.01			.26		
	Theft	8.24	9.73	3.16	10.17	13.41	2.45	4.89	3.50	4.43
	Vandalism									
	Stalking	.62	1.30		.65	1.03		.58	1.75	

(continued)

TABLE 13A. AFRICA REGION, INCIDENCE RATES BY TYPE OF CRIME AND BY POST (continued)

		Total			Female			Male		
		2011–15 average	2015	2016	2011–15 average	2015	2016	2011–15 average	2015	2016
Comoros	Death by homicide	—			—			—		
	Kidnapping	—			—			—		
	Rape	—			—			—		
	Aggravated sexual assault	—		3.19	—		5.02	—		
	Robbery	—			—			—		
	Aggravated physical assault	—			—			—		
	Non-aggravated sexual assault	—			—			—		
	Non-aggravated physical assault	—		3.19	—			—		8.75
	Burglary	—	5.76	25.52	—	10.15	30.12	—		17.50
	Threat	—	5.76		—	10.15		—		
	Theft	—	5.76	9.57	—		15.06	—	13.33	
	Vandalism	—			—			—		
	Stalking	—			—			—		
Ethiopia	Death by homicide									
	Kidnapping									
	Rape	.44	.43	.44	.73	.65	.68			
	Aggravated sexual assault	.43	2.15	1.33	.65	3.23	2.03			
	Robbery	1.54	1.29	.44	1.93	1.29		.91	1.28	1.28
	Aggravated physical assault	.54	.43	.89	.26	.65	1.35	1.10		
	Non-aggravated sexual assault	3.63	4.72	2.66	5.35	7.11	4.06	.55		
	Non-aggravated physical assault	2.46	2.58	2.22	2.45	2.59	2.71	2.31	2.56	1.28
	Burglary	3.19	1.72	3.99	3.99	1.94	4.06	2.03	1.28	3.85
	Threat	.09	.43		.13	.65				
	Theft	11.27	9.02	10.64	10.99	9.70	12.86	11.45	7.67	6.42
	Vandalism	.17			.33					
	Stalking	.30			.45					
Gambia	Death by homicide									
	Kidnapping									
	Rape	.46	1.10		.38	1.90		.58		
	Aggravated sexual assault	1.41	2.20		2.40	3.80				
	Robbery	.73			.42			1.19		
	Aggravated physical assault									
	Non-aggravated sexual assault	.71	1.10		1.19	1.90				
	Non-aggravated physical assault	.43	1.10		.71	1.90				
	Burglary	5.22	3.30	3.44	5.67	1.90	6.20	4.47	5.21	
	Threat	.94		1.15	1.21			.55		2.57
	Theft	7.03	7.69	4.58	6.33	1.90	2.07	7.91	15.62	7.71
	Vandalism									
	Stalking	.40			.69					
Ghana	Death by homicide									
	Kidnapping									
	Rape	.28		.65	.48		1.03			
	Aggravated sexual assault	.16						.41		
	Robbery	2.59	2.82	1.30	2.17	3.29	2.07	3.13	1.97	
	Aggravated physical assault	.49			.49			.49		
	Non-aggravated sexual assault	.70	.71	1.30	1.18	1.10	2.07			
	Non-aggravated physical assault	.88	.71	1.96	.71	1.10	1.03	1.13		3.53
	Burglary	6.15	5.64	5.87	6.90	6.59	5.17	5.10	3.95	7.07
	Threat	.41		.65	.26		1.03	.54		
	Theft	5.59	7.05	10.44	7.26	9.88	12.40	3.05	1.97	7.07
	Vandalism									
	Stalking			1.30			2.07			

(continued)

TABLE 13A. AFRICA REGION, INCIDENCE RATES BY TYPE OF CRIME AND BY POST (continued)

		Total			Female			Male		
		2011–15 average	2015	2016	2011–15 average	2015	2016	2011–15 average	2015	2016
Guinea	Death by homicide	—	—		—	—		—	—	
	Kidnapping	—	—		—	—		—	—	
	Rape	—	—		—	—		—	—	
	Aggravated sexual assault	—	—		—	—		—	—	
	Robbery	—	—	1.99	—	—	3.21	—	—	
	Aggravated physical assault	—	—		—	—		—	—	
	Non-aggravated sexual assault	—	—	5.98	—	—	9.64	—	—	
	Non-aggravated physical assault	—	—		—	—		—	—	
	Burglary	—	—		—	—		—	—	
	Threat	—	—		—	—		—	—	
	Theft	—	—	1.99	—	—	3.21	—	—	
	Vandalism	—	—		—	—		—	—	
	Stalking	—	—		—	—		—	—	
Lesotho	Death by homicide									
	Kidnapping									
	Rape	.22		1.01	.32		1.67			
	Aggravated sexual assault			2.01			3.34			
	Robbery	1.42	3.14	1.01	.71	1.70		2.48	5.41	2.53
	Aggravated physical assault	.48	1.05		.37			.54	2.71	
	Non-aggravated sexual assault			3.02			5.00			
	Non-aggravated physical assault	.44		1.01	.65		1.67			
	Burglary	1.80	2.09	1.01	1.51	3.40	1.67	2.20		
	Threat	.22		1.01	.32		1.67			
	Theft	11.66	11.50	11.06	13.06	11.92	16.68	8.60	10.83	2.53
	Vandalism			1.01			1.67			
	Stalking	.72	1.05	2.01	1.11	1.70	3.34			
Liberia	Death by homicide									
	Kidnapping									
	Rape			1.98			3.92			
	Aggravated sexual assault									
	Robbery	4.41		1.98	3.77			5.05		4.01
	Aggravated physical assault	.59						1.24		
	Non-aggravated sexual assault			1.98			3.92			
	Non-aggravated physical assault	.35			.71					
	Burglary	21.07	24.43	19.83	19.62		23.52	19.22	36.09	16.05
	Threat	3.28			1.78			5.16		
	Theft	14.35	24.43	15.86	9.76		23.52	16.70	36.09	8.02
	Vandalism									
	Stalking	.44			.87					
Madagascar	Death by homicide									
	Kidnapping									
	Rape	.14		.67	.23		1.04			
	Aggravated sexual assault	.28	.68	.67	.23		1.04	.35	1.76	
	Robbery	3.91	2.72	4.02	3.02	2.22	4.17	5.49	3.51	3.77
	Aggravated physical assault	.59			.67			.37		
	Non-aggravated sexual assault	.72	.68	.67	.67	1.11	1.04	.73		
	Non-aggravated physical assault	1.01	.68	1.34	1.42		1.04	.35	1.76	1.88
	Burglary	12.39	16.30	14.09	13.69	18.83	16.67	10.16	12.29	9.42
	Threat	.56	1.36		.67	2.22		.37		
	Theft	17.28	15.62	24.15	19.56	14.40	19.79	13.77	17.55	32.03
	Vandalism			.67						1.88
	Stalking	1.40	2.04	.67	2.28	3.32	1.04			

(continued)

TABLE 13A. AFRICA REGION, INCIDENCE RATES BY TYPE OF CRIME AND BY POST (continued)

		Total			Female			Male		
		2011–15 average	2015	2016	2011–15 average	2015	2016	2011–15 average	2015	2016
Malawi	Death by homicide									
	Kidnapping									
	Rape	1.10	2.41		1.78	3.67				
	Aggravated sexual assault	.16	.80		.24	1.22				
	Robbery	2.79	3.22	.80	3.86	4.89	1.18	1.12		
	Aggravated physical assault	.62	.80	.80	.51			.83	2.35	2.49
	Non-aggravated sexual assault	2.29		5.61	4.00		7.09			2.49
	Non-aggravated physical assault	1.54	.80	.80	1.93		1.18	1.23	2.35	
	Burglary	9.29	11.26	10.42	9.90	13.44	9.45	8.29	7.06	12.45
	Threat	.15		2.40			3.54	.33		
	Theft	12.28	12.87	14.42	16.01	15.89	14.18	7.21	7.06	14.94
	Vandalism	.31						.86		
	Stalking	.26		.80	.46		1.18			
	Mozambique	Death by homicide								
Kidnapping										
Rape		.93	.57	1.02	1.41	.90	1.61			
Aggravated sexual assault		.68	2.84	1.02	1.08	4.50	1.61			
Robbery		5.61	1.70	6.11	5.38	1.80	7.24	6.32	1.53	4.17
Aggravated physical assault		.69	2.27	1.02	.71	1.80	1.61	.61	3.06	
Non-aggravated sexual assault		.58	1.70	4.08	.89	2.70	6.43			
Non-aggravated physical assault		1.28	1.70	.51	.71	.90	.80	2.43	3.06	
Burglary		9.22	14.74	13.24	9.37	12.61	12.86	8.67	18.36	13.90
Threat		.23	.57		.36	.90				
Theft		4.21	6.80	6.62	4.40	7.21	9.65	3.69	6.12	1.39
Vandalism				.51			.80			
Stalking		.96	.57	.51	1.49	.90	.80			
Namibia		Death by homicide								
	Kidnapping	.16			.25					
	Rape	.33			.52					
	Aggravated sexual assault	.17			.28					
	Robbery	3.93	2.20	3.46	1.94	2.43	2.23	7.48	1.85	5.46
	Aggravated physical assault	.16			.24					
	Non-aggravated sexual assault	.82	.73	2.08	1.29	1.22	3.35			
	Non-aggravated physical assault	1.91	.73	.69	3.00	1.22	1.12			
	Burglary	8.91	3.67	4.15	9.75	3.65	4.47	7.40	3.70	3.64
	Threat	1.12	1.47	1.38	1.25	1.22	2.23	.83	1.85	
	Theft	10.85	.73	6.23	12.00		10.05	8.85	1.85	
	Vandalism									
	Stalking	.30		1.38	.47		2.23			
	Rwanda	Death by homicide								
Kidnapping										
Rape		1.31	.93	.74	2.03	1.39	1.07			
Aggravated sexual assault		.19		.74	.31		1.07			
Robbery		1.22	4.65		.56	2.78		2.57	8.39	
Aggravated physical assault		.20			.31					
Non-aggravated sexual assault		2.57	5.58	3.69	3.94	8.35	5.37			
Non-aggravated physical assault		1.76		2.95	1.88		4.29	1.57		
Burglary		14.87	8.37	8.11	13.56	5.57	6.44	17.17	13.99	11.79
Threat		.93			.65			1.47		
Theft		17.32	26.03	24.34	20.25	34.81	28.98	11.54	8.39	14.15
Vandalism		.29			.43					
Stalking		.63	.93		.97	1.39				

(continued)

TABLE 13A. AFRICA REGION, INCIDENCE RATES BY TYPE OF CRIME AND BY POST (continued)

		Total			Female			Male		
		2011–15 average	2015	2016	2011–15 average	2015	2016	2011–15 average	2015	2016
Senegal	Death by homicide									
	Kidnapping									
	Rape	.34		.40	.51		.61			
	Aggravated sexual assault	.09		.40	.14		.61			
	Robbery	2.25	1.67		2.48	1.86		1.84	1.29	
	Aggravated physical assault	.08			.12					
	Non-aggravated sexual assault	1.66	3.76	3.18	2.44	5.57	4.90			
	Non-aggravated physical assault	.58	1.67	.40	.73	1.86	.61	.26	1.29	
	Burglary	3.08	.42	3.18	3.20	.62	4.28	2.72		1.14
	Threat									
	Theft	7.07	3.76	3.18	7.89	3.09	3.06	5.55	5.17	3.41
	Vandalism									
	Stalking	.14	.42		.21	.62				
	Sierra Leone	Death by homicide	—	—		—	—		—	—
Kidnapping		—	—		—	—		—	—	
Rape		—	—		—	—		—	—	
Aggravated sexual assault		—	—		—	—		—	—	
Robbery		—	—		—	—		—	—	
Aggravated physical assault		—	—		—	—		—	—	
Non-aggravated sexual assault		—	—		—	—		—	—	
Non-aggravated physical assault		—	—		—	—		—	—	
Burglary		—	—	8.13	—	—	17.16	—	—	
Threat		—	—		—	—		—	—	
Theft		—	—	8.13	—	—		—	—	15.44
Vandalism		—	—		—	—		—	—	
Stalking		—	—		—	—		—	—	
South Africa		Death by homicide								
	Kidnapping									
	Rape	.38			.55					
	Aggravated sexual assault	.60	1.43		.85	2.04				
	Robbery	5.16	5.00	3.77	4.65	3.05	4.19	6.32	9.56	2.69
	Aggravated physical assault	.76	1.43	.75	.37			1.82	4.78	2.69
	Non-aggravated sexual assault	3.04	4.28	3.77	4.31	6.11	4.19			2.69
	Non-aggravated physical assault	2.04	2.14	.75	2.00	2.04		2.03	2.39	2.69
	Burglary	5.00	5.71	3.01	5.13	5.09	3.14	4.83	7.17	2.69
	Threat	.81	.71	3.77	1.16	1.02	4.19			2.69
	Theft	14.82	15.71	12.06	15.88	15.27	12.56	12.51	16.73	10.76
	Vandalism									
	Stalking	.97	2.14		1.38	3.05				
	Swaziland	Death by homicide								
Kidnapping										
Rape		.78	1.21	3.46	1.06	1.55	4.67			
Aggravated sexual assault										
Robbery		2.09	4.86	2.31	1.48	3.11	1.56	3.84	11.11	4.45
Aggravated physical assault		.24	1.21					1.11	5.56	
Non-aggravated sexual assault		.51	1.21	3.46	.69	1.55	4.67			
Non-aggravated physical assault				1.15			1.56			
Burglary		2.53		1.15	3.41		1.56	.80		
Threat		1.04	2.43	1.15	1.45	3.11	1.56			
Theft		5.54	9.72	1.15	6.39	9.33	1.56	3.84	11.11	
Vandalism										
Stalking		.85	1.21		1.14	1.55				

(continued)



TABLE 13A. AFRICA REGION, INCIDENCE RATES BY TYPE OF CRIME AND BY POST (continued)

		Total			Female			Male		
		2011–15 average	2015	2016	2011–15 average	2015	2016	2011–15 average	2015	2016
Tanzania	Death by homicide									
	Kidnapping									
	Rape	.57	.49		.98	.86				
	Aggravated sexual assault	.10	.49		.17	.86				
	Robbery	2.98	1.95	2.70	2.78	1.72	2.35	3.28	2.25	3.16
	Aggravated physical assault	.80		1.80	.62		2.35	1.08		1.05
	Non-aggravated sexual assault	.80			1.40					
	Non-aggravated physical assault	.12						.29		
	Burglary	3.90	7.32	5.40	4.29	8.61	6.28	3.41	5.63	4.22
	Threat			.90			1.57			
	Theft	3.69	2.44	4.50	4.50	4.30	3.92	2.57		5.27
	Vandalism	.11			.21					
	Stalking									
Togo	Death by homicide									
	Kidnapping									
	Rape	.92	2.41		1.04	1.80		.73	3.65	
	Aggravated sexual assault	.24	1.20		.36	1.80				
	Robbery	2.33	6.02	4.37	2.20	5.40	6.71	2.62	7.30	
	Aggravated physical assault			1.09						3.14
	Non-aggravated sexual assault	1.11	2.41	1.09	1.70	3.60	1.68			
	Non-aggravated physical assault	2.02	3.61	1.09	2.35	5.40	1.68	1.33		
	Burglary	3.85	3.61	10.94	4.73	5.40	11.75	2.19		9.42
	Threat	.19			.29					
	Theft	4.95	6.02	5.47	4.98	7.20	6.71	4.85	3.65	3.14
	Vandalism	.25						.67		
	Stalking									
Uganda	Death by homicide									
	Kidnapping	.12		.60	.20		.96			
	Rape	.13			.21					
	Aggravated sexual assault	.49		.60	.61		.96	.31		
	Robbery	1.97	3.67	3.58	2.60	5.80	3.84	.93		3.15
	Aggravated physical assault	.25	.61	.60	.19	.97	.96	.34		
	Non-aggravated sexual assault	.62	.61	5.96	1.01	.97	9.59			
	Non-aggravated physical assault	.75	.61	1.19	1.22	.97	1.92			
	Burglary	7.56	11.00	10.14	7.70	9.66	15.35	7.43	13.30	1.58
	Threat	.50		.60	.21		.96	.96		
	Theft	13.02	14.05	11.33	13.25	11.59	12.47	12.74	18.28	9.46
	Vandalism									
	Stalking	1.25		2.39	2.05		2.88			1.58
Zambia	Death by homicide									
	Kidnapping	.23			.25			.19		
	Rape	.56	.41	.76	.80		1.28	.20	1.02	
	Aggravated sexual assault	.08			.14					
	Robbery	1.59	.41	1.53	1.57	.68	1.92	1.63		.95
	Aggravated physical assault	.09						.22		
	Non-aggravated sexual assault	.65		.76	.98		1.28	.19		
	Non-aggravated physical assault	.84	.41		.92	.68		.72		
	Burglary	4.56	6.10	4.58	5.57	6.76	7.02	3.07	5.11	.95
	Threat	.40		.76	.23		1.28	.64		
	Theft	11.94	14.65	10.69	13.89	17.57	10.22	9.15	10.23	11.40
	Vandalism	.15		.38	.27		.64			
	Stalking	1.32	.81	.76	1.81	.68	1.28	.65	1.02	

Dashes indicate that data were not available; and blank cells indicate zero incidents.

Source: Peace Corps Consolidated Incident Reporting System (CIRS).

Data retrieved on 04/28/17 and are current as of that date.

TABLE 13B. AFRICA REGION, NUMBER OF VICTIMIZATIONS BY TYPE OF CRIME AND BY POST

		Total			Female			Male		
		2011–15 average	2015	2016	2011–15 average	2015	2016	2011–15 average	2015	2016
Benin	Death by homicide									
	Kidnapping									
	Rape	1.4	3		1.4	3				
	Aggravated sexual assault									
	Robbery	1.6	1		1.4	1		.2		
	Aggravated physical assault									
	Non-aggravated sexual assault	.8	1	1	.8	1	1			
	Non-aggravated physical assault	2.2	4	1	2.2	4	1			
	Burglary	7.0	5	5	6.0	4	3	1.0	1	2
	Threat	.2			.2					
	Theft	13.8	11	9	10.0	8	6	3.8	3	3
	Vandalism	.2			.2					
	Stalking	.7			.7					
Botswana	Death by homicide									
	Kidnapping	.2			.2					
	Rape	.6	1	1	.6	1	1			
	Aggravated sexual assault			2			2			
	Robbery	4.8	5	1	4.0	4		.8	1	1
	Aggravated physical assault	.2		1			1	.2		
	Non-aggravated sexual assault	1.4	4	1	1.4	4	1			
	Non-aggravated physical assault	2.2	2	2	1.8	2	2	.4		
	Burglary	10.2	8	3	7.2	7	2	3.0	1	1
	Threat	.4		1	.4		1			
	Theft	5.2	4	6	4.2	4	4	1.0		2
	Vandalism									
	Stalking	.7	1	1	.7	1	1			
Burkina Faso	Death by homicide									
	Kidnapping									
	Rape	1.8	2		1.8	2				
	Aggravated sexual assault	.4		1	.4		1			
	Robbery	4.6	4		3.4	3		1.2	1	
	Aggravated physical assault			1						1
	Non-aggravated sexual assault	1.4	2	3	1.4	2	3			
	Non-aggravated physical assault	1.2	2	7	.8	1	7	.4	1	
	Burglary	6.2	1	4	4.0		3	2.2	1	1
	Threat	.4			.2			.2		
	Theft	11.2	4	4	8.0	4	4	3.2		
	Vandalism	.4	1		.2			.2	1	
	Stalking									
Cameroon	Death by homicide									
	Kidnapping	.4	1		.4	1				
	Rape	1.0		4	1.0		4			
	Aggravated sexual assault	.2		2	.2		2			
	Robbery	6.2	4	3	3.6	3	3	2.6	1	
	Aggravated physical assault	.6	1	1	.4	1	1	.2		
	Non-aggravated sexual assault	1.0			1.0					
	Non-aggravated physical assault	1.8	2	2	1.6	2	1	.2		1
	Burglary	11.2	14	2	9.2	12	2	2.0	2	
	Threat	1.4			1.2			.2		
	Theft	14.6	15	4	11.2	13	2	3.4	2	2
	Vandalism									
	Stalking	1.0	2		.7	1		.3	1	

(continued)

TABLE 13B. AFRICA REGION, NUMBER OF VICTIMIZATIONS BY TYPE OF CRIME AND BY POST (continued)

		Total			Female			Male		
		2011–15 average	2015	2016	2011–15 average	2015	2016	2011–15 average	2015	2016
Comoros	Death by homicide	—			—			—		
	Kidnapping	—			—			—		
	Rape	—			—			—		
	Aggravated sexual assault	—		1	—		1	—		
	Robbery	—			—			—		
	Aggravated physical assault	—			—			—		
	Non-aggravated sexual assault	—			—			—		
	Non-aggravated physical assault	—		1	—			—		1
	Burglary	—	1	8	—	1	6	—		2
	Threat	—	1		—	1		—		
	Theft	—	1	3	—		3	—	1	
	Vandalism	—			—			—		
	Stalking	—			—			—		
	Ethiopia	Death by homicide								
Kidnapping										
Rape		.8	1	1	.8	1	1	.0		
Aggravated sexual assault		1.0	5	3	1.0	5	3	.0		
Robbery		2.6	3	1	2.0	2		.6	1	1
Aggravated physical assault		1.2	1	2	.4	1	2	.8		
Non-aggravated sexual assault		7.6	11	6	7.2	11	6	.4		
Non-aggravated physical assault		4.8	6	5	3.2	4	4	1.6	2	1
Burglary		5.6	4	9	4.2	3	6	1.4	1	3
Threat		.2	1		.2	1				
Theft		20.2	21	24	12.4	15	19	7.8	6	5
Vandalism		.2			.2					
Stalking		.7			.7					
Gambia		Death by homicide								
	Kidnapping									
	Rape	.4	1		.2	1		.2		
	Aggravated sexual assault	1.2	2		1.2	2		.0		
	Robbery	.6			.2			.4		
	Aggravated physical assault									
	Non-aggravated sexual assault	.6	1		.6	1				
	Non-aggravated physical assault	.4	1		.4	1				
	Burglary	4.4	3	3	2.8	1	3	1.6	2	
	Threat	.8		1	.6			.2		1
	Theft	6.0	7	4	3.2	1	1	2.8	6	3
	Vandalism									
	Stalking	.3			.3					
	Ghana	Death by homicide								
Kidnapping										
Rape		.4		1	.4		1			
Aggravated sexual assault		.2						.2		
Robbery		3.8	4	2	1.8	3	2	2.0	1	
Aggravated physical assault		.8			.4			.4		
Non-aggravated sexual assault		1.0	1	2	1.0	1	2			
Non-aggravated physical assault		1.4	1	3	.6	1	1	.8		2
Burglary		9.6	8	9	5.8	6	5	3.8	2	4
Threat		.6		1	.2		1	.4		
Theft		8.4	10	16	6.2	9	12	2.2	1	4
Vandalism										
Stalking				2			2			

(continued)

TABLE 13B. AFRICA REGION, NUMBER OF VICTIMIZATIONS BY TYPE OF CRIME AND BY POST (continued)

		Total			Female			Male		
		2011–15 average	2015	2016	2011–15 average	2015	2016	2011–15 average	2015	2016
Guinea	Death by homicide	—	—		—	—		—	—	
	Kidnapping	—	—		—	—		—	—	
	Rape	—	—		—	—		—	—	
	Aggravated sexual assault	—	—		—	—		—	—	
	Robbery	—	—	1	—	—	1	—	—	
	Aggravated physical assault	—	—		—	—		—	—	
	Non-aggravated sexual assault	—	—	3	—	—	3	—	—	
	Non-aggravated physical assault	—	—		—	—		—	—	
	Burglary	—	—		—	—		—	—	
	Threat	—	—		—	—		—	—	
	Theft	—	—	1	—	—	1	—	—	
	Vandalism	—	—		—	—		—	—	
	Stalking	—	—		—	—		—	—	
Lesotho	Death by homicide									
	Kidnapping									
	Rape	.2		1	.2		1			
	Aggravated sexual assault			2			2			
	Robbery	1.2	3	1	.4	1		.8	2	1
	Aggravated physical assault	.4	1		.2			.2	1	
	Non-aggravated sexual assault			3			3			
	Non-aggravated physical assault	.4		1	.4		1			
	Burglary	1.4	2	1	.8	2	1	.6		
	Threat	.2		1	.2		1			
	Theft	10.0	11	11	7.4	7	10	2.6	4	1
	Vandalism			1			1			
	Stalking	.7	1	2	.7	1	2			
Liberia	Death by homicide									
	Kidnapping									
	Rape			1			1			
	Aggravated sexual assault									
	Robbery	2.2		1	1.0			1.2		1
	Aggravated physical assault	.4						.4		
	Non-aggravated sexual assault			1			1			
	Non-aggravated physical assault	.2			.2					
	Burglary	9.6	1	10	5.4		6	4.2	1	4
	Threat	1.2			.4			.8		
	Theft	5.2	1	8	2.8		6	2.4	1	2
	Vandalism									
	Stalking	.3			.3					
Madagascar	Death by homicide									
	Kidnapping									
	Rape	.2		1	.2		1			
	Aggravated sexual assault	.4	1	1	.2		1	.2	1	
	Robbery	5.4	4	6	2.6	2	4	2.8	2	2
	Aggravated physical assault	.8			.6			.2		
	Non-aggravated sexual assault	1.0	1	1	.6	1	1	.4		
	Non-aggravated physical assault	1.4	1	2	1.2		1	.2	1	1
	Burglary	17.4	24	21	12.0	17	16	5.4	7	5
	Threat	.8	2		.6	2		.2		
	Theft	24.2	23	36	17.0	13	19	7.2	10	17
	Vandalism			1						1
	Stalking	2.0	3	1	2.0	3	1			

(continued)

TABLE 13B. AFRICA REGION, NUMBER OF VICTIMIZATIONS BY TYPE OF CRIME AND BY POST (continued)

		Total			Female			Male		
		2011–15 average	2015	2016	2011–15 average	2015	2016	2011–15 average	2015	2016
Malawi	Death by homicide									
	Kidnapping									
	Rape	1.4	3		1.4	3				
	Aggravated sexual assault	.2	1		.2	1				
	Robbery	3.6	4	1	3.0	4	1	.6		
	Aggravated physical assault	.8	1	1	.4			.4	1	1
	Non-aggravated sexual assault	3.0		7	3.0		6			1
	Non-aggravated physical assault	2.0	1	1	1.4		1	.6	1	
	Burglary	12.0	14	13	7.6	11	8	4.4	3	5
	Threat	.2		3			3	.2		
	Theft	16.0	16	18	12.2	13	12	3.8	3	6
	Vandalism	.4						.4		
	Stalking	.3		1	.3		1			
	Mozambique	Death by homicide								
Kidnapping										
Rape		1.6	1	2	1.6	1	2			
Aggravated sexual assault		1.2	5	2	1.2	5	2			
Robbery		9.4	3	12	6.2	2	9	3.2	1	3
Aggravated physical assault		1.2	4	2	.8	2	2	.4	2	
Non-aggravated sexual assault		1.0	3	8	1.0	3	8			
Non-aggravated physical assault		2.2	3	1	.8	1	1	1.4	2	
Burglary		15.8	26	26	10.6	14	16	5.2	12	10
Threat		.4	1		.4	1				
Theft		7.2	12	13	5.0	8	12	2.2	4	1
Vandalism				1			1			
Stalking		1.7	1	1	1.7	1	1			
Namibia		Death by homicide								
	Kidnapping	.2			.2					
	Rape	.4			.4					
	Aggravated sexual assault	.2			.2					
	Robbery	4.8	3	5	1.6	2	2	3.2	1	3
	Aggravated physical assault	.2			.2					
	Non-aggravated sexual assault	1.0	1	3	1.0	1	3			
	Non-aggravated physical assault	2.2	1	1	2.2	1	1			
	Burglary	10.8	5	6	7.6	3	4	3.2	2	2
	Threat	1.4	2	2	1.0	1	2	.4	1	
	Theft	13.0	1	9	9.2		9	3.8	1	
	Vandalism									
	Stalking	.3		2	.3		2			
	Rwanda	Death by homicide								
Kidnapping										
Rape		1.4	1	1	1.4	1	1			
Aggravated sexual assault		.2		1	.2		1			
Robbery		1.4	5		.4	2		1.0	3	
Aggravated physical assault		.2			.2					
Non-aggravated sexual assault		2.8	6	5	2.8	6	5			
Non-aggravated physical assault		2.0		4	1.4		4	.6		
Burglary		16.8	9	11	10.2	4	6	6.6	5	5
Threat		1.2			.6			.6		
Theft		20.2	28	33	15.6	25	27	4.6	3	6
Vandalism		.4			.4					
Stalking		.7	1		.7	1				

(continued)

TABLE 13B. AFRICA REGION, NUMBER OF VICTIMIZATIONS BY TYPE OF CRIME AND BY POST (continued)

		Total			Female			Male		
		2011–15 average	2015	2016	2011–15 average	2015	2016	2011–15 average	2015	2016
Senegal	Death by homicide									
	Kidnapping									
	Rape	.8		1	.8		1			
	Aggravated sexual assault	.2		1	.2		1			
	Robbery	5.4	4		4.0	3		1.4	1	
	Aggravated physical assault	.2			.2					
	Non-aggravated sexual assault	4.0	9	8	4.0	9	8			
	Non-aggravated physical assault	1.4	4	1	1.2	3	1	.2	1	
	Burglary	7.4	1	8	5.2	1	7	2.2		1
	Threat									
	Theft	16.8	9	8	12.4	5	5	4.4	4	3
	Vandalism									
	Stalking	.3	1		.3	1				
	Sierra Leone	Death by homicide	—	—		—	—		—	—
Kidnapping		—	—		—	—		—	—	
Rape		—	—		—	—		—	—	
Aggravated sexual assault		—	—		—	—		—	—	
Robbery		—	—		—	—		—	—	
Aggravated physical assault		—	—		—	—		—	—	
Non-aggravated sexual assault		—	—		—	—		—	—	
Non-aggravated physical assault		—	—		—	—		—	—	
Burglary		—	—	1	—	—	1	—	—	
Threat		—	—		—	—		—	—	
Theft		—	—	1	—	—		—	—	1
Vandalism		—	—		—	—		—	—	
Stalking		—	—		—	—		—	—	
South Africa		Death by homicide								
	Kidnapping									
	Rape	.6			.6					
	Aggravated sexual assault	.8	2		.8	2				
	Robbery	8.0	7	5	5.0	3	4	3.0	4	1
	Aggravated physical assault	1.2	2	1	.4			.8	2	1
	Non-aggravated sexual assault	4.6	6	5	4.6	6	4	.0		1
	Non-aggravated physical assault	3.0	3	1	2.0	2		1.0	1	1
	Burglary	7.6	8	4	5.4	5	3	2.2	3	1
	Threat	1.2	1	5	1.2	1	4			1
	Theft	23.0	22	16	17.0	15	12	6.0	7	4
	Vandalism									
	Stalking	1.3	3		1.3	3				
	Swaziland	Death by homicide								
Kidnapping										
Rape		.6	1	3	.6	1	3			
Aggravated sexual assault										
Robbery		1.6	4	2	.8	2	1	.8	2	1
Aggravated physical assault		.2	1					.2	1	
Non-aggravated sexual assault		.4	1	3	.4	1	3			
Non-aggravated physical assault				1			1			
Burglary		1.8		1	1.6		1	.2		
Threat		.8	2	1	.8	2	1			
Theft		4.2	8	1	3.4	6	1	.8	2	
Vandalism										
Stalking		.7	1		.7	1				

(continued)

TABLE 13B. AFRICA REGION, NUMBER OF VICTIMIZATIONS BY TYPE OF CRIME AND BY POST (continued)

		Total			Female			Male		
		2011–15 average	2015	2016	2011–15 average	2015	2016	2011–15 average	2015	2016
Tanzania	Death by homicide									
	Kidnapping									
	Rape	1.0	1		1.0	1				
	Aggravated sexual assault	.2	1		.2	1				
	Robbery	5.2	4	6	2.8	2	3	2.4	2	3
	Aggravated physical assault	1.4		4	.6		3	.8		1
	Non-aggravated sexual assault	1.4			1.4					
	Non-aggravated physical assault	.2						.2		
	Burglary	7.2	15	12	4.6	10	8	2.6	5	4
	Threat			2			2			
	Theft	6.4	5	10	4.6	5	5	1.8		5
	Vandalism	.2			.2					
	Stalking									
Togo	Death by homicide									
	Kidnapping									
	Rape	.8	2		.6	1		.2	1	
	Aggravated sexual assault	.2	1		.2	1				
	Robbery	2.0	5	4	1.2	3	4	.8	2	
	Aggravated physical assault			1						1
	Non-aggravated sexual assault	1.0	2	1	1.0	2	1			
	Non-aggravated physical assault	1.8	3	1	1.4	3	1	.4		
	Burglary	3.6	3	10	2.8	3	7	.8		3
	Threat	.2			.2					
	Theft	4.6	5	5	3.0	4	4	1.6	1	1
	Vandalism	.2						.2		
	Stalking									
Uganda	Death by homicide									
	Kidnapping	.2		1	.2		1			
	Rape	.2			.2					
	Aggravated sexual assault	.8		1	.6		1	.2		
	Robbery	3.2	6	6	2.6	6	4	.6		2
	Aggravated physical assault	.4	1	1	.2	1	1	.2		
	Non-aggravated sexual assault	1.0	1	10	1.0	1	10			
	Non-aggravated physical assault	1.2	1	2	1.2	1	2			
	Burglary	12.2	18	17	7.6	10	16	4.6	8	1
	Threat	.8		1	.2		1	.6		
	Theft	21.0	23	19	13.0	12	13	8.0	11	6
	Vandalism									
	Stalking	2.0		4	2.0		3			1
Zambia	Death by homicide									
	Kidnapping	.6			.4			.2		
	Rape	1.4	1	2	1.2		2	.2	1	
	Aggravated sexual assault	.2			.2					
	Robbery	4.0	1	4	2.4	1	3	1.6		1
	Aggravated physical assault	.2						.2		
	Non-aggravated sexual assault	1.6		2	1.4		2	.2		
	Non-aggravated physical assault	2.2	1		1.4	1		.8		
	Burglary	11.6	15	12	8.4	10	11	3.2	5	1
	Threat	1.0		2	.4		2	.6		
	Theft	30.2	36	28	21.0	26	16	9.2	10	12
	Vandalism	.4		1	.4		1			
	Stalking	3.3	2	2	2.7	1	2	.7	1	

Dashes indicate that data were not available; and blank cells indicate zero incidents.

Source: Peace Corps Consolidated Incident Reporting System (CIRS).

Data retrieved on 04/28/17 and are current as of that date.

## Europe, Mediterranean, and Asia Region

The following 18 Peace Corps posts were in operation in the Europe, Mediterranean, and Asia region in 2016:

**Balkans:** Albania, Kosovo, Republic of Macedonia

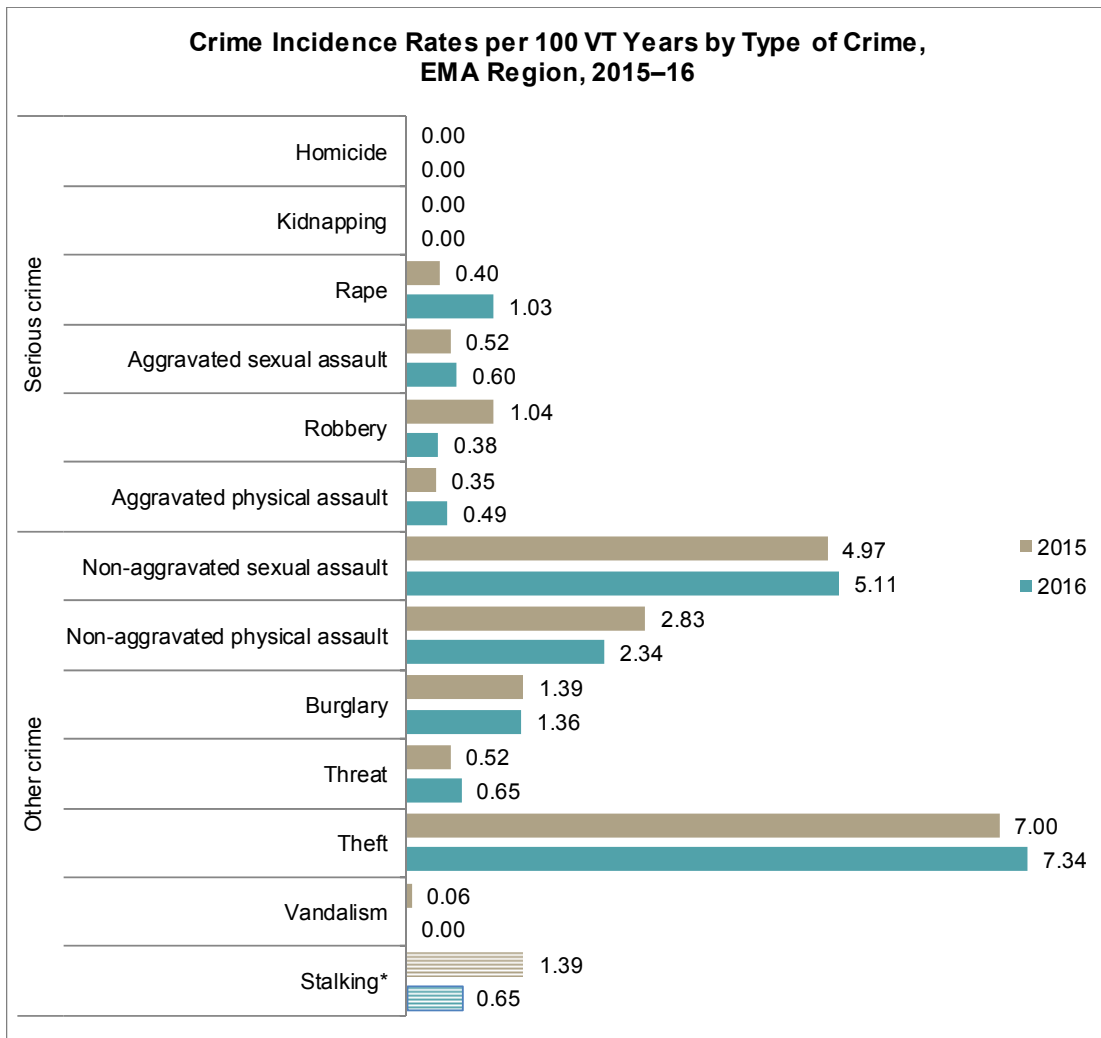
**Central and Eastern Europe:** Moldova, Ukraine

**North Africa and the Middle East:** Morocco

**The Caucasus:** Armenia, Georgia

**Central Asia:** Kyrgyz Republic

**Asia:** Cambodia, China, Indonesia, Mongolia, Myanmar, Nepal, Philippines, Thailand, Timor-Leste



Incidence rate; 2016 (n = 367); 2015 (n = 354).

\* Stalking may include any other types of crime, which are also counted in their respective categories.



TABLE 14A. EUROPE, MEDITERRANEAN, AND ASIA REGION, INCIDENCE RATES BY TYPE OF CRIME AND BY POST

		Total			Female			Male		
		2011–15 average	2015	2016	2011–15 average	2015	2016	2011–15 average	2015	2016
Albania	Death by homicide									
	Kidnapping									
	Rape	.24		.94	.42		1.92			
	Aggravated sexual assault	.48		.94	.88		1.92			
	Robbery	1.65						3.81		
	Aggravated physical assault	.66	1.04	1.89				1.39	1.95	3.73
	Non-aggravated sexual assault	6.53	6.27	5.67	12.10	13.54	11.49			
	Non-aggravated physical assault	6.12	9.40	.94	5.64	6.77	1.92	6.66	11.67	
	Burglary	1.18		5.67	.91		7.66	1.57		3.73
	Threat	.66	2.09	5.67	.46		3.83	.78	3.89	7.45
	Theft	7.74	7.31	6.61	11.82	13.54	9.58	3.12	1.95	3.73
	Vandalism									
Stalking	.81		.94	.71		1.92	.85			
Armenia	Death by homicide									
	Kidnapping									
	Rape	.19		3.17	.38		5.51			
	Aggravated sexual assault	.40		2.11	.75		3.68			
	Robbery	.97	1.44	1.06				2.53	3.94	2.49
	Aggravated physical assault	.24						.68		
	Non-aggravated sexual assault	3.25	2.88	5.28	5.27	4.55	9.19			
	Non-aggravated physical assault	2.93	2.88		4.03	2.28		.79	3.94	
	Burglary	1.27	1.44	2.11	1.67	2.28	1.84	.51		2.49
	Threat	.53	1.44	1.06	.38			.79	3.94	2.49
	Theft	2.75	2.88	2.11	4.08	2.28	3.68	1.18	3.94	
	Vandalism	.24						.68		
Stalking	.52		2.11	.78					4.97	
Cambodia	Death by homicide									
	Kidnapping									
	Rape	.40			.72					
	Aggravated sexual assault	.41		.89	.64		1.43			
	Robbery	.62	1.06	2.68	1.05	1.65	4.29			
	Aggravated physical assault									
	Non-aggravated sexual assault	1.06	1.06	.89	.80		1.43	1.72	2.95	
	Non-aggravated physical assault	1.19	1.06	2.68	1.91	1.65	1.43			4.77
	Burglary	1.27	2.12		1.78	3.30		.49		
	Threat	.59	1.06		.97	1.65				
	Theft	17.65	13.76	14.30	21.82	19.80	15.74	11.43	2.95	11.92
	Vandalism									
Stalking	.36			.55						
China	Death by homicide									
	Kidnapping									
	Rape	.14			.27					
	Aggravated sexual assault									
	Robbery									
	Aggravated physical assault									
	Non-aggravated sexual assault	1.36	1.35	1.99	2.10	2.69	4.15	.55		
	Non-aggravated physical assault	.67		3.32	.24		5.53	1.18		1.28
	Burglary	1.22		.66	1.01		1.38	1.48		
	Threat	.41		.66				.83		1.28
	Theft	7.91	6.76	4.65	8.01	5.39	5.53	7.86	8.13	3.83
	Vandalism									
Stalking	1.81	3.38	1.33	2.69	6.74		.94		2.55	

(continued)

TABLE 14A. EUROPE, MEDITERRANEAN, AND ASIA REGION, INCIDENCE RATES BY TYPE OF CRIME AND BY POST  
(continued)

		Total			Female			Male		
		2011–15 average	2015	2016	2011–15 average	2015	2016	2011–15 average	2015	2016
Georgia	Death by homicide									
	Kidnapping									
	Rape			2.41			2.87			1.82
	Aggravated sexual assault	.37	1.85		.68	3.38				
	Robbery									
	Aggravated physical assault	.63	.93	3.21	.80		2.87	.41	2.06	3.64
	Non-aggravated sexual assault	3.27	2.78	4.82	5.55	5.07	8.62			
	Non-aggravated physical assault	4.08	8.35	3.21	5.52	13.51	2.87	2.31	2.06	3.64
	Burglary	.59	1.85		1.08	3.38				
	Threat	1.25			1.27			1.28		
	Theft	5.18	7.42	2.41	4.75	6.75	2.87	6.04	8.23	1.82
Vandalism										
Stalking	2.02	3.71	1.61	3.60	6.75	2.87				
Indonesia	Death by homicide									
	Kidnapping									
	Rape	.18		.74	.27		1.32			
	Aggravated sexual assault	.23		.74	.39					1.69
	Robbery	1.02	.79		1.52			.44	2.20	
	Aggravated physical assault	.18		.74	.27					1.69
	Non-aggravated sexual assault	11.38	10.30	8.16	17.68	14.84	14.54	1.87	2.20	
	Non-aggravated physical assault	2.41	2.38	1.48	3.81	2.47	2.64	.44	2.20	
	Burglary	1.34		.74	1.97		1.32	.49		
	Threat	.77		.74	1.34					1.69
	Theft	10.85	6.34	8.16	13.61	9.89	9.25	6.70		6.77
Vandalism	.18			.27						
Stalking			1.48			2.64				
Kosovo	Death by homicide	—			—			—		
	Kidnapping	—			—			—		
	Rape	—	2.27	1.53	—	3.94	2.42	—		
	Aggravated sexual assault	—		1.53	—		2.42	—		
	Robbery	—	2.27		—			—	5.37	
	Aggravated physical assault	—	2.27	1.53	—	3.94		—		4.12
	Non-aggravated sexual assault	—	2.27	9.15	—	3.94	12.11	—		4.12
	Non-aggravated physical assault	—	2.27	3.05	—	3.94	4.84	—		
	Burglary	—			—			—		
	Threat	—	2.27	1.53	—	3.94	2.42	—		
	Theft	—	2.27	9.15	—	3.94	12.11	—		4.12
Vandalism	—			—			—			
Stalking	—	2.27	1.53	—	3.94	2.42	—			
Kyrgyz Republic	Death by homicide									
	Kidnapping									
	Rape	.46		5.30	.88		7.27			2.92
	Aggravated sexual assault	.25			.46					
	Robbery	1.58	2.91		1.55	5.41		1.58		
	Aggravated physical assault	.99			.47			1.59		
	Non-aggravated sexual assault	9.20	16.49	9.27	17.07	30.63	16.97			
	Non-aggravated physical assault	7.01	10.67	10.59	7.01	5.41	14.54	6.99	16.80	5.84
	Burglary	2.17	4.85	1.32	1.08	5.41	2.42	3.45	4.20	
	Threat	4.02		1.32	3.61			4.42		2.92
	Theft	11.10	11.64	11.92	14.40	14.41	19.39	7.19	8.40	2.92
Vandalism										
Stalking	2.53	3.88	1.32	4.11	5.41	2.42	.70	2.10		

(continued)

TABLE 14A. EUROPE, MEDITERRANEAN, AND ASIA REGION, INCIDENCE RATES BY TYPE OF CRIME AND BY POST  
(continued)

		Total			Female			Male		
		2011–15 average	2015	2016	2011–15 average	2015	2016	2011–15 average	2015	2016
Macedonia	Death by homicide									
	Kidnapping									
	Rape			1.09			1.70			
	Aggravated sexual assault	.47	1.12	1.09	.76	1.73	1.70			
	Robbery	.45	2.23		.69	3.45				
	Aggravated physical assault									
	Non-aggravated sexual assault	2.81	6.70	1.09	4.51	10.36	1.70			
	Non-aggravated physical assault	1.45	1.12	1.09	1.95	1.73	1.70	.59		
	Burglary	.99			.40			2.05		
	Threat	.70	1.12		.74	1.73		.59		
	Theft	7.60	5.58	3.28	7.48	6.91	5.10	7.85	3.16	
	Vandalism									
Moldova	Stalking	1.58	2.23		2.53	3.45				
	Death by homicide									
	Kidnapping									
	Rape	.33			.57					
	Aggravated sexual assault									
	Robbery	1.34	3.36		1.10	2.51		1.76	5.08	
	Aggravated physical assault	.16		.90				.35		2.35
	Non-aggravated sexual assault	7.31	10.07	2.69	11.25	13.79	4.35	1.39	2.54	
	Non-aggravated physical assault	.85	2.52	.90	1.36	3.76	1.45			
	Burglary	.34			.61					
	Threat	1.04		.90	1.15		1.45	.88		
	Theft	5.38	4.20	5.38	7.48	5.02	2.90	2.41	2.54	9.40
Vandalism										
Mongolia	Stalking	1.42	.84		1.74	1.25		.72		
	Death by homicide									
	Kidnapping									
	Rape	.91	.72	.79	1.80	1.31	1.38			
	Aggravated sexual assault	.29	1.45	1.57	.53	2.63	2.76			
	Robbery	1.36	1.45	.79	1.21	1.31	1.38	1.56	1.61	
	Aggravated physical assault	.58						1.09		
	Non-aggravated sexual assault	3.77	3.61	7.08	6.87	5.25	12.40	.65	1.61	
	Non-aggravated physical assault	5.29	3.61	2.36	4.39	6.56	1.38	5.90		3.67
	Burglary	2.65	5.06	.79	4.02	7.88		1.15	1.61	1.84
	Threat	.44	.72		.63			.32	1.61	
	Theft	10.00	10.84	13.38	13.53	15.75	15.16	6.44	4.82	11.02
Vandalism										
Morocco	Stalking	1.02	.72		1.42	1.31		.55		
	Death by homicide									
	Kidnapping									
	Rape	.81	1.96	.78	.90	2.54	1.31	.70	1.16	
	Aggravated sexual assault	.70	.98		1.14	1.69				
	Robbery	1.99	.98	.78	1.73			2.29	2.32	1.94
	Aggravated physical assault	.28	.98		.31	.85		.23	1.16	
	Non-aggravated sexual assault	4.07	4.90	7.04	6.60	8.47	10.48	.23		1.94
	Non-aggravated physical assault	1.65	.98	3.91	2.21	1.69	6.55	.69		
	Burglary	1.49	1.47	4.69	1.96	1.69	2.62	.70	1.16	7.76
	Threat	.52	.49		.66			.23	1.16	
	Theft	7.21	3.92	4.69	7.27	5.08	2.62	7.14	2.32	7.76
Vandalism										
Stalking	.64	.98		.55	.85		.76	1.16		

(continued)

TABLE 14A. EUROPE, MEDITERRANEAN, AND ASIA REGION, INCIDENCE RATES BY TYPE OF CRIME AND BY POST  
(continued)

		Total			Female			Male		
		2011–15 average	2015	2016	2011–15 average	2015	2016	2011–15 average	2015	2016
Nepal	Death by homicide	—			—			—		
	Kidnapping	—			—			—		
	Rape	—			—			—		
	Aggravated sexual assault	—	1.46		—	2.77		—		
	Robbery	—			—			—		
	Aggravated physical assault	—			—			—		
	Non-aggravated sexual assault	—	5.82	4.90	—	11.06	10.04	—		
	Non-aggravated physical assault	—		1.63	—		3.35	—		
	Burglary	—			—			—		
	Threat	—			—			—		
	Theft	—	8.73	4.90	—	8.30	6.69	—	9.22	3.19
	Vandalism	—			—			—		
	Stalking	—	1.46		—	2.77		—		
Philippines	Death by homicide									
	Kidnapping									
	Rape	.64	.62		.79	1.02		.41		
	Aggravated sexual assault			1.28			1.08			1.57
	Robbery	1.70	.62		1.92	1.02		1.30		
	Aggravated physical assault	.12	.62		.20	1.02				
	Non-aggravated sexual assault	.85		.64	.91		1.08	.82		
	Non-aggravated physical assault	.65	.62		.88	1.02		.28		
	Burglary	2.71	1.87	3.85	3.29	3.07	2.17	1.71		6.29
	Threat	.20			.17			.24		
	Theft	15.23	9.33	13.48	15.11	8.19	15.18	15.40	11.07	11.01
	Vandalism	.11			.17					
	Stalking									
Thailand	Death by homicide									
	Kidnapping									
	Rape			1.70			2.80			
	Aggravated sexual assault	.55	.86		.84	1.33				
	Robbery	.17			.29					
	Aggravated physical assault									
	Non-aggravated sexual assault	2.26	2.59	4.25	3.16	3.99	7.01	.60		
	Non-aggravated physical assault	.21		1.70				.64		4.32
	Burglary	2.31	.86		1.38			4.03	2.45	
	Threat	.17						.48		
	Theft	2.64	.86	3.40	2.30		2.80	3.27	2.45	4.32
	Vandalism									
	Stalking	.29	.86		.44	1.33				
Timor-Leste	Death by homicide	—			—			—		
	Kidnapping	—			—			—		
	Rape	—			—			—		
	Aggravated sexual assault	—			—			—		
	Robbery	—		3.48	—		5.39	—		
	Aggravated physical assault	—			—			—		
	Non-aggravated sexual assault	—	20.15	52.16	—	28.16	80.83	—		
	Non-aggravated physical assault	—		10.43	—		16.17	—		
	Burglary	—			—			—		
	Threat	—			—			—		
	Theft	—	20.15	13.91	—	28.16	21.56	—		
	Vandalism	—	20.15		—	28.16		—		
	Stalking	—		3.48	—		5.39	—		

(continued)

TABLE 14A. EUROPE, MEDITERRANEAN, AND ASIA REGION, INCIDENCE RATES BY TYPE OF CRIME AND BY POST  
(continued)

	2011–15 average	Total			Female			Male		
		2015	2016	2011–15 average	2015	2016	2011–15 average	2015	2016	
Ukraine										
Death by homicide										
Kidnapping										
Rape	.07		.65			1.14	.16			
Aggravated sexual assault	.07			.11						
Robbery	.04						.11			
Aggravated physical assault	.25						.60			
Non-aggravated sexual assault	.81		1.96	1.33		3.41				
Non-aggravated physical assault	.95	3.40	1.31	1.58	6.73		.33		3.06	
Burglary	.66		.65	.82			.43		1.53	
Threat	.07						.16			
Theft	5.26	10.19	6.53	4.29	6.73	9.10	6.36	13.71	3.06	
Vandalism	.07			.11						
Stalking	1.13	3.40		2.24	6.73					

Dashes indicate that data were not available; and blank cells indicate zero incidents.

Source: Peace Corps Consolidated Incident Reporting System (CIRS).

Data retrieved on 04/28/17 and are current as of that date.

TABLE 14B. EUROPE, MEDITERRANEAN, AND ASIA REGION, NUMBER OF VICTIMIZATIONS BY TYPE OF CRIME AND BY POST

		Total			Female			Male		
		2011–15 average	2015	2016	2011–15 average	2015	2016	2011–15 average	2015	2016
Albania	Death by homicide									
	Kidnapping									
	Rape	.2		1	.2		1			
	Aggravated sexual assault	.4		1	.4		1			
	Robbery	1.4						1.4		
	Aggravated physical assault	.6	1	2				.6	1	2
	Non-aggravated sexual assault	5.6	6	6	5.6	6	6			
	Non-aggravated physical assault	5.4	9	1	2.6	3	1	2.8	6	
	Burglary	1.0		6	.4		4	.6		2
	Threat	.6	2	6	.2		2	.4	2	4
	Theft	6.8	7	7	5.6	6	5	1.2	1	2
	Vandalism									
Stalking	.7		1	.3		1	.3			
Armenia	Death by homicide									
	Kidnapping									
	Rape	.2		3	.2		3			
	Aggravated sexual assault	.4		2	.4		2			
	Robbery	.8	1	1				.8	1	1
	Aggravated physical assault	.2						.2		
	Non-aggravated sexual assault	2.6	2	5	2.6	2	5			
	Non-aggravated physical assault	2.0	2		1.8	1		.2	1	
	Burglary	1.0	1	2	.8	1	1	.2		1
	Threat	.4	1	1	.2			.2	1	1
	Theft	2.4	2	2	2.0	1	2	.4	1	
	Vandalism	.2						.2		
Stalking	.3		2	.3					2	
Cambodia	Death by homicide									
	Kidnapping									
	Rape	.4			.4					
	Aggravated sexual assault	.4		1	.4		1			
	Robbery	.6	1	3	.6	1	3			
	Aggravated physical assault									
	Non-aggravated sexual assault	1.0	1	1	.4		1	.6	1	
	Non-aggravated physical assault	1.2	1	3	1.2	1	1			2
	Burglary	1.2	2		1.0	2		.2		
	Threat	.6	1		.6	1				
	Theft	17.6	13	16	13.0	12	11	4.6	1	5
	Vandalism									
Stalking	.3			.3						
China	Death by homicide									
	Kidnapping									
	Rape	.2			.2					
	Aggravated sexual assault									
	Robbery									
	Aggravated physical assault									
	Non-aggravated sexual assault	2.0	2	3	1.6	2	3	.4		
	Non-aggravated physical assault	1.0		5	.2		4	.8		1
	Burglary	1.8		1	.8		1	1.0		
	Threat	.6		1				.6		1
	Theft	11.8	10	7	6.4	4	4	5.4	6	3
	Vandalism									
Stalking	2.7	5	2	2.0	5		.7		2	

(continued)

TABLE 14B. EUROPE, MEDITERRANEAN, AND ASIA REGION, NUMBER OF VICTIMIZATIONS BY TYPE OF CRIME AND BY POST (continued)

		Total			Female			Male		
		2011–15 average	2015	2016	2011–15 average	2015	2016	2011–15 average	2015	2016
Georgia	Death by homicide									
	Kidnapping									
	Rape			3			2			1
	Aggravated sexual assault	.4	2		.4	2				
	Robbery									
	Aggravated physical assault	.6	1	4	.4		2	.2	1	2
	Non-aggravated sexual assault	2.8	3	6	2.8	3	6			
	Non-aggravated physical assault	3.8	9	4	3.0	8	2	.8	1	2
	Burglary	.6	2		.6	2				
	Threat	1.0			.6			.4		
	Theft	4.6	8	3	2.4	4	2	2.2	4	1
Vandalism										
Stalking	2.0	4	2	2.0	4	2				
Indonesia	Death by homicide									
	Kidnapping									
	Rape	.2		1	.2		1			
	Aggravated sexual assault	.2		1	.2					1
	Robbery	.8	1		.6			.2	1	
	Aggravated physical assault	.2		1	.2					1
	Non-aggravated sexual assault	9.8	13	11	9.2	12	11	.6	1	
	Non-aggravated physical assault	2.0	3	2	1.8	2	2	.2	1	
	Burglary	1.0		1	.8		1	.2		
	Threat	.6		1	.6					1
	Theft	9.2	8	11	7.0	8	7	2.2		4
Vandalism	.2			.2						
Stalking			2			2				
Kosovo	Death by homicide	—			—			—		
	Kidnapping	—			—			—		
	Rape	—	1	1	—	1	1	—		
	Aggravated sexual assault	—		1	—		1	—		
	Robbery	—	1		—			—	1	
	Aggravated physical assault	—	1	1	—	1		—		1
	Non-aggravated sexual assault	—	1	6	—	1	5	—		1
	Non-aggravated physical assault	—	1	2	—	1	2	—		
	Burglary	—			—			—		
	Threat	—	1	1	—	1	1	—		
	Theft	—	1	6	—	1	5	—		
Vandalism	—			—			—			
Stalking	—	1	1	—	1	1	—			
Kyrgyz Republic	Death by homicide									
	Kidnapping									
	Rape	.4		4	.4		3			1
	Aggravated sexual assault	.2			.2					
	Robbery	1.4	3		.8	3		.6		
	Aggravated physical assault	.8			.2			.6		
	Non-aggravated sexual assault	8.2	17	7	8.2	17	7			
	Non-aggravated physical assault	6.2	11	8	3.2	3	6	3.0	8	2
	Burglary	2.0	5	1	.6	3	1	1.4	2	
	Threat	3.4		1	1.6			1.8		1
	Theft	9.4	12	9	6.6	8	8	2.8	4	1
Vandalism										
Stalking	2.3	4	1	2.0	3	1	.3	1		

(continued)

TABLE 14B. EUROPE, MEDITERRANEAN, AND ASIA REGION, NUMBER OF VICTIMIZATIONS BY TYPE OF CRIME AND BY POST (continued)

		Total			Female			Male		
		2011–15 average	2015	2016	2011–15 average	2015	2016	2011–15 average	2015	2016
Macedonia	Death by homicide									
	Kidnapping									
	Rape			1			1			
	Aggravated sexual assault	.4	1	1	.4	1	1			
	Robbery	.4	2		.4	2				
	Aggravated physical assault									
	Non-aggravated sexual assault	2.4	6	1	2.4	6	1			
	Non-aggravated physical assault	1.2	1	1	1.0	1	1	.2		
	Burglary	.8			.2			.6		
	Threat	.6	1		.4	1		.2		
	Theft	6.2	5	3	3.8	4	3	2.4	1	
Vandalism										
Stalking	1.3	2		1.3	2					
Moldova	Death by homicide									
	Kidnapping									
	Rape	.4			.4					
	Aggravated sexual assault									
	Robbery	1.6	4		.8	2		.8	2	
	Aggravated physical assault	.2		1				.2		1
	Non-aggravated sexual assault	8.6	12	3	8.0	11	3	.6	1	
	Non-aggravated physical assault	1.0	3	1	1.0	3	1			
	Burglary	.4			.4					
	Threat	1.2		1	.8		1	.4		
	Theft	6.4	5	6	5.2	4	2	1.2	1	4
Vandalism										
Stalking	1.7	1		1.3	1		.3			
Mongolia	Death by homicide									
	Kidnapping									
	Rape	1.2	1	1	1.2	1	1			
	Aggravated sexual assault	.4	2	2	.4	2	2			
	Robbery	1.8	2	1	.8	1	1	1.0	1	
	Aggravated physical assault	.8			.8			.8		
	Non-aggravated sexual assault	5.0	5	9	4.6	4	9	.4	1	
	Non-aggravated physical assault	7.2	5	3	3.0	5	1	4.2		2
	Burglary	3.6	7	1	2.8	6		.8	1	1
	Threat	.6	1		.4			.2	1	
	Theft	13.6	15	17	9.2	12	11	4.4	3	6
Vandalism										
Stalking	1.3	1		1.0	1		.3			
Morocco	Death by homicide									
	Kidnapping									
	Rape	1.8	4	1	1.2	3	1	.6	1	
	Aggravated sexual assault	1.6	2		1.6	2				
	Robbery	4.6	2	1	2.6			2.0	2	1
	Aggravated physical assault	.6	2		.4	1		.2	1	
	Non-aggravated sexual assault	9.0	10	9	8.8	10	8	.2		1
	Non-aggravated physical assault	3.8	2	5	3.2	2	5	.6		
	Burglary	3.4	3	6	2.8	2	2	.6	1	4
	Threat	1.2	1		1.0			.2	1	
	Theft	16.4	8	6	10.2	6	2	6.2	2	4
Vandalism										
Stalking	1.3	2		.7	1		.7	1		

(continued)



TABLE 14B. EUROPE, MEDITERRANEAN, AND ASIA REGION, NUMBER OF VICTIMIZATIONS BY TYPE OF CRIME AND BY POST (continued)

		Total			Female			Male		
		2011–15 average	2015	2016	2011–15 average	2015	2016	2011–15 average	2015	2016
Nepal	Death by homicide	—			—			—		
	Kidnapping	—			—			—		
	Rape	—			—			—		
	Aggravated sexual assault	—	1		—	1		—		
	Robbery	—			—			—		
	Aggravated physical assault	—			—			—		
	Non-aggravated sexual assault	—	4	3	—	4	3	—		
	Non-aggravated physical assault	—		1	—		1	—		
	Burglary	—			—			—		
	Threat	—			—			—		
	Theft	—	6	3	—	3	2	—	3	1
	Vandalism	—			—			—		
	Stalking	—	1		—	1		—		
Philippines	Death by homicide									
	Kidnapping									
	Rape	1	1		.8	1		.2		
	Aggravated sexual assault			2			1			1
	Robbery	2.8	1		2.0	1		.8		
	Aggravated physical assault	.2	1		.2	1		.0		
	Non-aggravated sexual assault	1.4		1	1.0		1	.4		
	Non-aggravated physical assault	1.2	1		1.0	1		.2		
	Burglary	4.8	3	6	3.6	3	2	1.2		4
	Threat	.4			.2			.2		
	Theft	26.4	15	21	16.4	8	14	10.0	7	7
	Vandalism	.2			.2					
	Stalking									
Thailand	Death by homicide									
	Kidnapping									
	Rape			2			2			
	Aggravated sexual assault	.6	1		.6	1				
	Robbery	.2			.2					
	Aggravated physical assault									
	Non-aggravated sexual assault	2.4	3	5	2.2	3	5	.2		
	Non-aggravated physical assault	.2		2				.2		2
	Burglary	2.6	1		1.0			1.6	1	
	Threat	.2						.2		
	Theft	3	1	4	1.6		2	1.4	1	2
	Vandalism									
	Stalking	.3	1		.3	1		—		
Timor-Leste	Death by homicide	—			—			—		
	Kidnapping	—			—			—		
	Rape	—			—			—		
	Aggravated sexual assault	—			—			—		
	Robbery	—		1	—		1	—		
	Aggravated physical assault	—			—			—		
	Non-aggravated sexual assault	—	1	15	—	1	15	—		
	Non-aggravated physical assault	—		3	—		3	—		
	Burglary	—			—			—		
	Threat	—			—			—		
	Theft	—	1	4	—	1	4	—		
	Vandalism	—	1		—	1		—		
	Stalking	—		1	—		1	—		

(continued)

TABLE 14B. EUROPE, MEDITERRANEAN, AND ASIA REGION, NUMBER OF VICTIMIZATIONS BY TYPE OF CRIME AND BY POST (continued)

	2011–15 average	Total		2011–15 average	Female		2011–15 average	Male	
		2015	2016		2015	2016		2015	2016
Ukraine									
Death by homicide									
Kidnapping									
Rape	.2		1			1	.2		
Aggravated sexual assault	.2			.2					
Robbery	.2						.2		
Aggravated physical assault	1.0						1.0		
Non-aggravated sexual assault	1.2		3	1.2		3			
Non-aggravated physical assault	1.4	1	2	.8	1		.6		2
Burglary	2.2		1	1.6			.6		1
Threat	.2						.2		
Theft	13.8	3	10	7.6	1	8	6.2	2	2
Vandalism	.2			.2					
Stalking	.3	1		.3	1				

Dashes indicate that data were not available; and blank cells indicate zero incidents.

Source: Peace Corps Consolidated Incident Reporting System (CIRS).

Data retrieved on 04/28/17 and are current as of that date.

## Inter-America and the Pacific Region

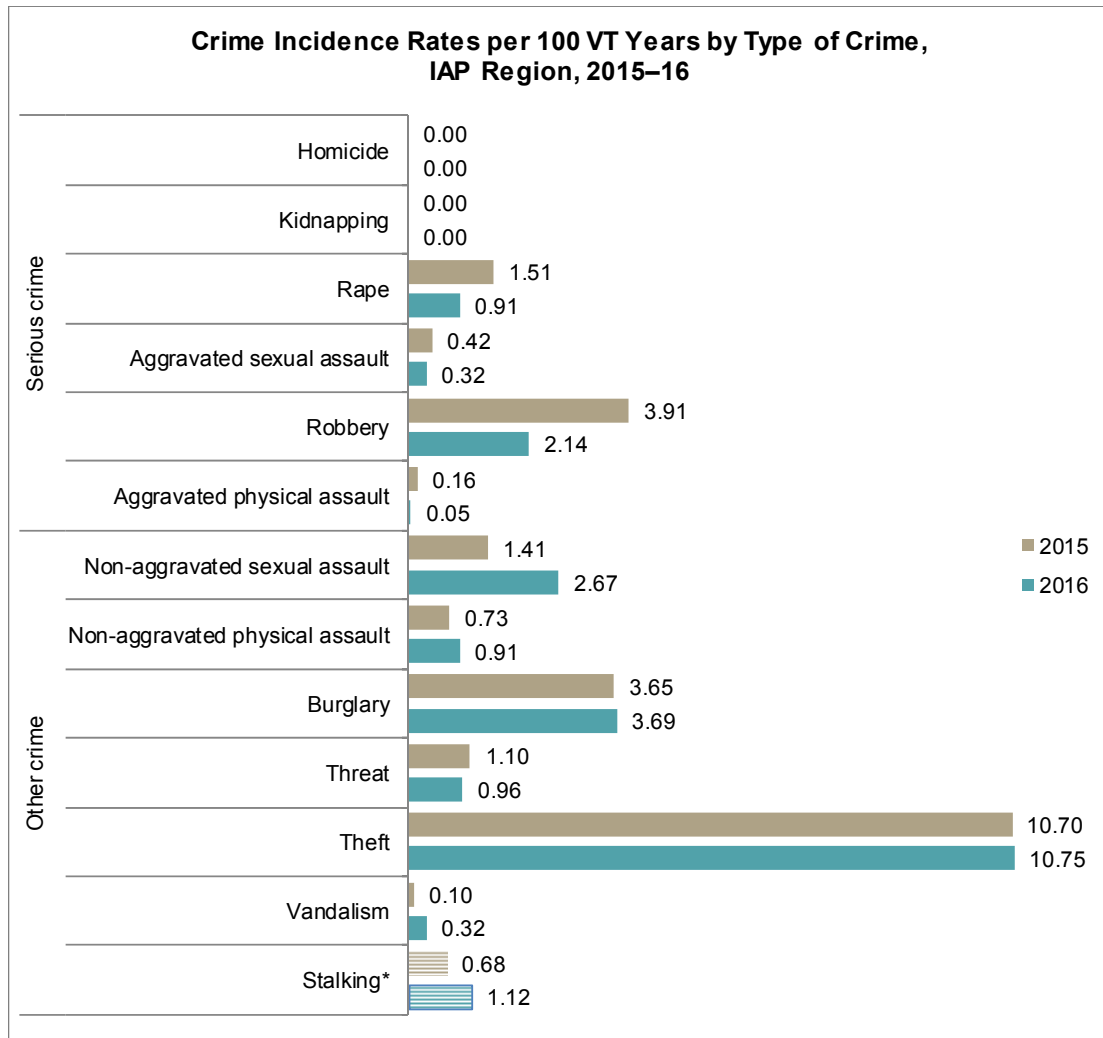
The following 20 Peace Corps posts were in operation in the Inter-America and the Pacific region in 2016:

**Central America:** Belize, Costa Rica, El Salvador, Guatemala, Mexico, Nicaragua, Panama

**Caribbean:** Dominican Republic, Eastern Caribbean (Dominica, Grenada and Carriacou, St. Lucia, St. Vincent and the Grenadines), Jamaica

**South America:** Colombia, Ecuador, Guyana, Paraguay, Peru

**Pacific:** Fiji, Federated States of Micronesia (Yap, Chuuk, Pohnpei and Kosrae) and Republic of Palau, Samoa, Tonga, Vanuatu



Incidence rate; 2016 (n = 446); 2015 (n = 467).

\* Stalking may include any other types of crime, which are also counted in their respective categories.

TABLE 15A. INTER-AMERICA AND THE PACIFIC REGION, INCIDENCE RATES BY TYPE OF CRIME AND BY POST

		Total			Female			Male		
		2011–15 average	2015	2016	2011–15 average	2015	2016	2011–15 average	2015	2016
Belize	Death by homicide									
	Kidnapping									
	Rape									
	Aggravated sexual assault									
	Robbery	3.24	11.44		3.03	8.42		3.57	17.84	
	Aggravated physical assault	.24						.75		
	Non-aggravated sexual assault	.81	2.86		.84	4.21		.75		
	Non-aggravated physical assault									
	Burglary	4.54	5.72	2.67	4.29	4.21	3.93	5.02	8.92	
	Threat	2.00	2.86		2.90	4.21				
	Theft	11.25	5.72	8.01	11.98		7.85	8.31	17.84	8.36
	Vandalism									
	Stalking			5.34			7.85			
Colombia	Death by homicide									
	Kidnapping									
	Rape									
	Aggravated sexual assault	.83	4.15		1.26	6.28				
	Robbery	13.57	12.44		14.33	9.41		11.79	18.33	
	Aggravated physical assault									
	Non-aggravated sexual assault	.76	2.07	6.62	1.10	3.14	8.59			3.92
	Non-aggravated physical assault	2.87	2.07	1.65	2.47	3.14	2.86	3.35		
	Burglary	1.55		1.65	.95			2.37		3.92
	Threat	.93		1.65	1.37		2.86			
	Theft	28.38	8.29	9.92	32.29	9.41	8.59	19.32	6.11	11.75
	Vandalism									
	Stalking									
Costa Rica	Death by homicide									
	Kidnapping									
	Rape	1.09	.75	.82	1.25	1.26	1.37	.85		
	Aggravated sexual assault	.32			.52					
	Robbery	4.63	2.26	2.46	3.97	3.79	2.74	5.76		2.03
	Aggravated physical assault	.16		.82	.26					2.03
	Non-aggravated sexual assault	1.79	.75	1.64	2.85	1.26	2.74			
	Non-aggravated physical assault	.45		.82	.52		1.37	.39		
	Burglary	5.89	.75	1.64	5.30	1.26	1.37	6.68		2.03
	Threat	1.25	3.01	1.64	1.50	3.79	1.37	.84	1.86	2.03
	Theft	11.19	7.53	12.29	10.43	6.32	10.98	12.55	9.31	14.23
	Vandalism	.14		.82	.22		1.37			
	Stalking	1.13		.82	.93		1.37	1.44		
Dominican Republic	Death by homicide									
	Kidnapping									
	Rape	1.41	2.03	2.08	1.97	2.86	3.11	.30		
	Aggravated sexual assault	.11		.69	.18		1.04			
	Robbery	4.01	4.73	4.85	3.75	4.76	6.22	4.62	4.66	2.08
	Aggravated physical assault	.10			.16					
	Non-aggravated sexual assault	1.19	.68	1.38	1.92	.95	1.04			2.08
	Non-aggravated physical assault	1.09	1.35	1.38	1.20		1.04	1.17	4.66	2.08
	Burglary	6.59	3.38	5.54	7.65	2.86	6.22	4.82	4.66	4.16
	Threat	.35	.68	.69	.18			.71	2.33	2.08
	Theft	8.69	10.14	18.00	9.32	8.57	19.71	8.00	13.99	14.56
	Vandalism	.10			.16					
	Stalking	1.24	1.35	3.46	1.85	1.90	5.19			

(continued)

TABLE 15A. INTER-AMERICA AND THE PACIFIC REGION, INCIDENCE RATES BY TYPE OF CRIME AND BY POST (continued)

		Total			Female			Male		
		2011–15 average	2015	2016	2011–15 average	2015	2016	2011–15 average	2015	2016
Eastern Caribbean	Death by homicide									
	Kidnapping									
	Rape	.88	1.79		1.28	2.61				
	Aggravated sexual assault									
	Robbery	2.41			.52			6.48		
	Aggravated physical assault	.65			.24			1.45		
	Non-aggravated sexual assault	1.32			1.96					
	Non-aggravated physical assault	1.44		1.62	1.36		2.32	1.66		
	Burglary	9.70	14.30	4.87	9.59	15.65	6.97	9.88	11.36	
	Threat	1.60			1.60			1.66		
	Theft	7.16	5.36	6.49	8.23	7.82	9.30	4.92		
	Vandalism	.71	3.57		1.04	5.22				
Stalking	1.68	3.57	4.87	1.60	2.61	6.97	1.89	5.68		
Ecuador	Death by homicide									
	Kidnapping	.11					.35			
	Rape	.50	1.66	1.84	.78	2.58	2.73			
	Aggravated sexual assault	.25			.37					
	Robbery	7.11	6.63	8.29	7.04	6.44	8.20	7.24	6.97	8.47
	Aggravated physical assault									
	Non-aggravated sexual assault	1.43	.83	2.76	2.17	1.29	4.10			
	Non-aggravated physical assault	.69	1.66	.92	1.05	2.58	1.37			
	Burglary	1.25	.83		1.50	1.29		.77		
	Threat	.33	1.66		.52	2.58				
	Theft	6.00	14.08	12.89	6.24	14.16	12.29	5.53	13.94	14.12
	Vandalism									
Stalking	.83	1.66		.86	2.58		.80			
El Salvador	Death by homicide									
	Kidnapping									
	Rape	1.59	1.65		1.40	2.44		2.04		
	Aggravated sexual assault									
	Robbery	4.60			5.05			3.85		
	Aggravated physical assault									
	Non-aggravated sexual assault	2.05			3.11					
	Non-aggravated physical assault	.15			.24					
	Burglary	2.89			3.73			1.14		
	Threat									
	Theft	8.18	14.81		9.40	17.08		5.65	10.11	
	Vandalism									
Stalking										
Fiji	Death by homicide									
	Kidnapping									
	Rape	1.17	3.71		1.75	5.66				
	Aggravated sexual assault	2.50		3.09	4.31		2.35			4.50
	Robbery	1.24	1.85	1.55	.57	2.83	2.35	2.63		
	Aggravated physical assault									
	Non-aggravated sexual assault	2.83	1.85		4.16	2.83		1.33		
	Non-aggravated physical assault	1.96			1.98			1.53		
	Burglary	18.31	31.53	4.64	20.91	39.65	4.71	12.70	16.13	4.50
	Threat	2.05			3.02			1.33		
	Theft	16.74	5.56	10.82	21.14	5.66	9.42	7.19	5.38	13.51
	Vandalism									
Stalking										

(continued)

TABLE 15A. INTER-AMERICA AND THE PACIFIC REGION, INCIDENCE RATES BY TYPE OF CRIME AND BY POST (continued)

		Total			Female			Male		
		2011–15 average	2015	2016	2011–15 average	2015	2016	2011–15 average	2015	2016
Guatemala	Death by homicide									
	Kidnapping									
	Rape	1.69	1.82		2.12	2.41		.30		
	Aggravated sexual assault	.59	.91		.68	1.20		.30		
	Robbery	5.25	3.64		5.74	3.61		3.78	3.74	
	Aggravated physical assault	.52			.69					
	Non-aggravated sexual assault	3.36	2.73	4.28	4.30	2.41	5.76	.75	3.74	
	Non-aggravated physical assault	1.84	2.73	1.07	1.86	1.20	1.44	1.80	7.49	
	Burglary	3.14			3.43			2.41		
	Threat	2.05	.91		2.10			1.96	3.74	
	Theft	25.77	16.39	14.97	27.40	16.85	15.83	20.55	14.97	12.49
	Vandalism									
	Stalking	1.29	.91	2.14	1.66	1.20	2.88			
Guyana	Death by homicide									
	Kidnapping									
	Rape									
	Aggravated sexual assault			1.19			1.69			
	Robbery	2.68	4.18	4.77	.81	2.16	5.06	7.14	7.85	4.05
	Aggravated physical assault	.28	1.39					.78	3.92	
	Non-aggravated sexual assault	1.95	2.79	2.38	1.37	2.16	3.38	2.64	3.92	
	Non-aggravated physical assault	.91	1.39	2.38	1.36	2.16	1.69			4.05
	Burglary	9.34	12.54	5.96	9.85	15.13	3.38	9.26	7.85	12.15
	Threat	2.11	4.18	5.96	2.14	4.32	5.06	1.71	3.92	8.10
	Theft	13.50	8.36	4.77	16.25	4.32	6.75	7.66	15.69	
	Vandalism									
	Stalking	1.63	1.39	2.38	1.65	2.16	3.38	2.27		
Jamaica	Death by homicide									
	Kidnapping									
	Rape	.63	1.70		.92	2.41				
	Aggravated sexual assault	.68	3.41		.96	4.82				
	Robbery	2.56	3.41	3.01	2.94	4.82	2.20	1.60		4.79
	Aggravated physical assault									
	Non-aggravated sexual assault	1.53		3.01	2.04		4.39	.82		
	Non-aggravated physical assault	1.25	1.70		1.95	2.41				
	Burglary	3.17	1.70	3.01	3.86	2.41	4.39	1.64		
	Threat	2.32	3.41		1.60			4.26	11.60	
	Theft	7.65	1.70	4.52	8.91	2.41	6.59	5.22		
	Vandalism									
	Stalking	.57	1.70		.80	2.41				
Mexico	Death by homicide									
	Kidnapping									
	Rape									
	Aggravated sexual assault	.29			.52					
	Robbery	1.47	2.88	1.51	1.61	2.43	2.67	1.39	3.53	
	Aggravated physical assault									
	Non-aggravated sexual assault	2.64	1.44		4.34	2.43		.69		
	Non-aggravated physical assault	.29			.52					
	Burglary	.85			1.07			.69		
	Threat	.56		3.03	.54		5.34	.67		
	Theft	9.47	7.20	13.63	13.04	7.29	16.02	5.55	7.06	10.50
	Vandalism									
	Stalking	.49						1.12		

(continued)

TABLE 15A. INTER-AMERICA AND THE PACIFIC REGION, INCIDENCE RATES BY TYPE OF CRIME AND BY POST (continued)

		Total			Female			Male		
		2011–15 average	2015	2016	2011–15 average	2015	2016	2011–15 average	2015	2016
Micronesia and Palau	Death by homicide									
	Kidnapping									
	Rape	.52						1.70		
	Aggravated sexual assault	.52			.75					
	Robbery									
	Aggravated physical assault									
	Non-aggravated sexual assault	1.56	4.51	5.54	2.29	7.01	10.45			
	Non-aggravated physical assault	5.51	4.51	5.54	6.34	7.01	6.97	3.71		3.94
	Burglary	7.51	6.76	3.70	11.79	10.52	3.48			3.94
	Threat	1.39	2.25	9.24	1.47	3.51	17.42	1.22		
	Theft	7.23	6.76	1.85	9.78	10.52	3.48	1.70		
	Vandalism	.66			.89					
Stalking	.86		3.70	1.24		6.97				
Nicaragua	Death by homicide									
	Kidnapping									
	Rape	.92	2.52	1.39	1.40	3.77	2.14			
	Aggravated sexual assault	.25	.63	.69	.38	.94	1.07			
	Robbery	3.61	8.18	1.39	3.72	9.43	2.14	3.33	5.67	
	Aggravated physical assault	.12			.18					
	Non-aggravated sexual assault	1.47	3.78	6.25	1.91	5.66	8.54	.60		1.99
	Non-aggravated physical assault	.64	1.26	.69	.46	.94		1.00	1.89	1.99
	Burglary	2.21	.63	4.17	2.59	.94	4.27	1.48		3.97
	Threat	.89			1.18			.34		
	Theft	12.47	10.70	13.20	12.13	9.43	14.95	13.16	13.23	9.93
	Vandalism	.13			.20					
Stalking	.42	.63	.69	.64	.94	1.07				
Panama	Death by homicide									
	Kidnapping									
	Rape	.27	.93	.46	.45	1.59	.81			
	Aggravated sexual assault	.19		.46	.32		.81			
	Robbery	1.44	2.78	.46	1.21	3.19		1.78	2.22	1.09
	Aggravated physical assault	.18	.46		.16	.80		.24		
	Non-aggravated sexual assault	.70	.46	.46	1.02	.80	.81	.22		
	Non-aggravated physical assault	.26			.42					
	Burglary	4.68	4.17	7.90	5.24	5.58	4.86	3.86	2.22	11.98
	Threat	.09	.46		.16	.80				
	Theft	7.32	7.88	8.83	8.10	9.56	8.91	6.11	5.55	8.71
	Vandalism									
Stalking	.31		.93	.51		1.62				
Paraguay	Death by homicide									
	Kidnapping									
	Rape	.29	.97	2.03	.47	1.54	2.55			1.26
	Aggravated sexual assault	.46	.97		.61	1.54		.22		
	Robbery	3.25	3.39	3.05	3.79	4.63		2.36	1.30	7.54
	Aggravated physical assault	.18	.48					.48	1.30	
	Non-aggravated sexual assault	1.50	2.42	4.06	2.30	3.86	5.96	.22		1.26
	Non-aggravated physical assault	.72		.51	1.02		.85	.23		
	Burglary	5.08	4.36	2.54	5.92	5.40	4.25	3.73	2.61	
	Threat	1.08	1.94		1.33	3.08		.66		
	Theft	15.73	15.51	9.14	19.05	19.28	13.61	10.50	9.13	2.51
	Vandalism	.19			.16			.25		
Stalking			.51			.85				

(continued)

TABLE 15A. INTER-AMERICA AND THE PACIFIC REGION, INCIDENCE RATES BY TYPE OF CRIME AND BY POST (continued)

		Total			Female			Male		
		2011–15 average	2015	2016	2011–15 average	2015	2016	2011–15 average	2015	2016
Peru	Death by homicide									
	Kidnapping									
	Rape	1.58	2.76	1.42	2.10	3.03	2.23	.74	2.34	
	Aggravated sexual assault									
	Robbery	4.30	4.13	1.42	4.53	6.06	1.49	3.97	1.17	1.31
	Aggravated physical assault	.34			.40			.25		
	Non-aggravated sexual assault	.97		3.32	1.53		5.20			
	Non-aggravated physical assault	.36			.55					
	Burglary	1.08		.47	1.08		.74	1.07		
	Threat									
	Theft	13.82	14.24	12.81	16.49	14.38	13.38	9.38	14.02	11.80
	Vandalism									
	Stalking	.15	.46		.25	.76				
Samoa	Death by homicide									
	Kidnapping									
	Rape	2.84	4.52		2.92			2.33	11.66	
	Aggravated sexual assault									
	Robbery									
	Aggravated physical assault									
	Non-aggravated sexual assault	4.29			6.28					
	Non-aggravated physical assault	2.65			3.93					
	Burglary	7.43	9.05	2.87	10.01	14.78	4.86	2.18		
	Threat	3.32			5.16					
	Theft	18.52	18.09	2.87	24.43	29.55	4.86	8.12		
	Vandalism									
	Stalking									
Tonga	Death by homicide									
	Kidnapping									
	Rape	.69	3.46		.83	4.16				
	Aggravated sexual assault	.84			1.32					
	Robbery	1.74		3.02	1.44		3.87	2.31		
	Aggravated physical assault	.68			.90					
	Non-aggravated sexual assault	1.52		6.04	2.21		7.73			
	Non-aggravated physical assault	2.18		6.04	2.12		7.73	2.31		
	Burglary	7.19	6.92	9.07	8.04	4.16	11.60	8.21	20.58	
	Threat	2.91		3.02	3.02		3.87	2.41		
	Theft	10.55	3.46	9.07	10.98		11.60	11.42	20.58	
	Vandalism	.68			.90					
	Stalking	1.15	3.46		1.39	4.16				
Vanuatu	Death by homicide									
	Kidnapping									
	Rape	.34		1.48	.55		2.54			
	Aggravated sexual assault	1.00			1.61					
	Robbery	.62			.52			.67		
	Aggravated physical assault	1.17			.97			1.36		
	Non-aggravated sexual assault	4.72	1.74	1.48	6.90		2.54	1.55	4.41	
	Non-aggravated physical assault	3.11		1.48	4.08			1.60		3.57
	Burglary	4.52		13.35	5.09		17.78	3.63		7.13
	Threat	3.75	1.74	1.48	5.26	2.87	2.54	1.56		
	Theft	10.45	12.18	11.87	10.11	11.49	12.70	10.72	13.24	10.70
	Vandalism	.32		7.42	.52		7.62			7.13
	Stalking	1.71	1.74		2.78	2.87				

Dashes indicate that data were not available; and blank cells indicate zero incidents.

Source: Peace Corps Consolidated Incident Reporting System (CIRS).

Data retrieved on 04/28/17 and are current as of that date.



TABLE 15B. INTER-AMERICA AND THE PACIFIC REGION, NUMBER OF VICTIMIZATIONS BY TYPE OF CRIME AND BY POST

		Total			Female			Male		
		2011–15 average	2015	2016	2011–15 average	2015	2016	2011–15 average	2015	2016
Belize	Death by homicide									
	Kidnapping									
	Rape									
	Aggravated sexual assault									
	Robbery	1.4	4		1	2		.4	2	
	Aggravated physical assault	.2						.2		
	Non-aggravated sexual assault	.4	1		.2	1		.2		
	Non-aggravated physical assault									
	Burglary	2.2	2	1	1.4	1	1	.8	1	
	Threat	1.2	1		1.2	1				
	Theft	5.2	2	3	3.8		2	1.4	2	1
Vandalism										
Stalking			2			2				
Colombia	Death by homicide									
	Kidnapping									
	Rape									
	Aggravated sexual assault	.4	2		.4	2				
	Robbery	7.0	6		5.2	3		1.8	3	
	Aggravated physical assault									
	Non-aggravated sexual assault	.4	1	4	.4	1	3			1
	Non-aggravated physical assault	1.2	1	1	.8	1	1	.4		
	Burglary	.6		1	.4			.2		1
	Threat	.4		1	.4		1			
	Theft	11.0	4	6	8.8	3	3	2.2	1	3
Vandalism										
Stalking										
Costa Rica	Death by homicide									
	Kidnapping									
	Rape	1.4	1	1	1	1	1	.4		
	Aggravated sexual assault	.4			.4					
	Robbery	6.0	3	3	3.2	3	2	2.8		1
	Aggravated physical assault	.2		1	.2					1
	Non-aggravated sexual assault	2.4	1	2	2.4	1	2			
	Non-aggravated physical assault	.6		1	.4		1	.2		
	Burglary	7.4	1	2	4.2	1	1	3.2		1
	Threat	1.6	4	2	1.2	3	1	.4	1	1
	Theft	14.4	10	15	8.2	5	8	6.2	5	7
Vandalism	.2		1	.2		1				
Stalking	1.3		1	.7		1	.7			
Dominican Republic	Death by homicide									
	Kidnapping									
	Rape	2.4	3	3	2.2	3	3	.2		
	Aggravated sexual assault	.2		1	.2		1			
	Robbery	7.0	7	7	4.2	5	6	2.8	2	1
	Aggravated physical assault	.2			.2					
	Non-aggravated sexual assault	2.2	1	2	2.2	1	1			1
	Non-aggravated physical assault	2.0	2	2	1.4		1	.6	2	1
	Burglary	11.8	5	8	8.6	3	6	3.2	2	2
	Threat	.6	1	1	.2			.4	1	1
	Theft	15.4	15	26	10.6	9	19	4.8	6	7
Vandalism	.2			.2						
Stalking	2.0	2	5	2	2	5				

(continued)

TABLE 15B. INTER-AMERICA AND THE PACIFIC REGION, NUMBER OF VICTIMIZATIONS BY TYPE OF CRIME AND BY POST  
(continued)

		Total			Female			Male		
		2011–15 average	2015	2016	2011–15 average	2015	2016	2011–15 average	2015	2016
Eastern Caribbean	Death by homicide									
	Kidnapping									
	Rape	.8	1		.8	1				
	Aggravated sexual assault									
	Robbery	1.8			.4			1.4		
	Aggravated physical assault	.6			.2			.4		
	Non-aggravated sexual assault	1.0			1.0					
	Non-aggravated physical assault	1.2		1	.8		1	.4		
	Burglary	7.6	8	3	4.8	6	3	2.8	2	
	Threat	1.4			1.0			.4		
	Theft	6.4	3	4	4.8	3	4	1.6		
	Vandalism	.4	2		.4	2				
Stalking	1.0	2	3	.7	1	3	.3	1		
Ecuador	Death by homicide									
	Kidnapping	.2						.2		
	Rape	.6	2	2	.6	2	2			
	Aggravated sexual assault	.4			.4					
	Robbery	10.8	8	9	7.0	5	6	3.8	3	3
	Aggravated physical assault									
	Non-aggravated sexual assault	2.0	1	3	2.0	1	3			
	Non-aggravated physical assault	1.0	2	1	1.0	2	1			
	Burglary	1.8	1		1.4	1		.4		
	Threat	.4	2		.4	2				
	Theft	8.8	17	14	6.0	11	9	2.8	6	5
	Vandalism									
Stalking	1.0	2		.7	2		.3			
El Salvador	Death by homicide									
	Kidnapping									
	Rape	.6	1		.4	1		.2		
	Aggravated sexual assault									
	Robbery	4.6			3.0			1.6		
	Aggravated physical assault									
	Non-aggravated sexual assault	1.4			1.4					
	Non-aggravated physical assault	.2			.2					
	Burglary	1.8			1.2			.6		
	Threat									
	Theft	5.2	9		3.8	7		1.4	2	
	Vandalism									
Stalking										
Fiji	Death by homicide									
	Kidnapping									
	Rape	.6	2		.6	2				
	Aggravated sexual assault	1.2		2	1.2		1			1
	Robbery	.6	1	1	.2	1	1	.4		
	Aggravated physical assault									
	Non-aggravated sexual assault	1.4	1		1.2	1		.2		
	Non-aggravated physical assault	1.0			.6			.4		
	Burglary	9.2	17	3	6.6	14	2	2.6	3	1
	Threat	1.0			.8			.2		
	Theft	8.2	3	7	6.4	2	4	1.8	1	3
	Vandalism									
Stalking										

(continued)

TABLE 15B. INTER-AMERICA AND THE PACIFIC REGION, NUMBER OF VICTIMIZATIONS BY TYPE OF CRIME AND BY POST  
(continued)

		Total			Female			Male		
		2011–15 average	2015	2016	2011–15 average	2015	2016	2011–15 average	2015	2016
Guatemala	Death by homicide									
	Kidnapping									
	Rape	2.0	2		1.8	2		.2		
	Aggravated sexual assault	.8	1		.6	1		.2		
	Robbery	7.0	4		5.8	3		1.2	1	
	Aggravated physical assault	.6			.6					
	Non-aggravated sexual assault	4.4	3	4	4.2	2	4	.2	1	
	Non-aggravated physical assault	2.6	3	1	2.0	1	1	.6	2	
	Burglary	3.8			3.0			.8		
	Threat	2.4	1		1.8			.6	1	
	Theft	35.4	18	14	28.0	14	11	7.4	4	3
Vandalism										
Stalking	1.3	1	2	1.3	1	2				
Guyana	Death by homicide									
	Kidnapping									
	Rape									
	Aggravated sexual assault			1			1			
	Robbery	1.8	3	4	.4	1	3	1.4	2	1
	Aggravated physical assault	.2	1					.2	1	
	Non-aggravated sexual assault	1.2	2	2	.6	1	2	.6	1	
	Non-aggravated physical assault	.6	1	2	.6	1	1			1
	Burglary	6.0	9	5	4.4	7	2	1.6	2	3
	Threat	1.4	3	5	1.0	2	3	.4	1	2
	Theft	8.6	6	4	7.0	2	4	1.6	4	
Vandalism										
Stalking	1.0	1	2	.7	1	2	.3			
Jamaica	Death by homicide									
	Kidnapping									
	Rape	.4	1		.4	1				
	Aggravated sexual assault	.4	2		.4	2				
	Robbery	1.6	2	2	1.2	2	1	.4		1
	Aggravated physical assault									
	Non-aggravated sexual assault	1.0		2	.8		2	.2		
	Non-aggravated physical assault	.8	1		.8	1				
	Burglary	2.0	1	2	1.6	1	2	.4		
	Threat	1.4	2		.6			.8	2	
	Theft	4.8	1	3	3.6	1	3	1.2		
Vandalism										
Stalking	.3	1		.3	1					
Mexico	Death by homicide									
	Kidnapping									
	Rape									
	Aggravated sexual assault	.2			.2					
	Robbery	1.0	2	1	.6	1	1	.4	1	
	Aggravated physical assault									
	Non-aggravated sexual assault	1.8	1		1.6	1		.2		
	Non-aggravated physical assault	.2			.2					
	Burglary	.6			.4			.2		
	Threat	.4		2	.2		2	.2		
	Theft	6.6	5	9	4.8	3	6	1.8	2	3
Vandalism										
Stalking	.3						.3			

(continued)

TABLE 15B. INTER-AMERICA AND THE PACIFIC REGION, NUMBER OF VICTIMIZATIONS BY TYPE OF CRIME AND BY POST  
(continued)

		Total			Female			Male		
		2011–15 average	2015	2016	2011–15 average	2015	2016	2011–15 average	2015	2016
Micronesia and Palau	Death by homicide									
	Kidnapping									
	Rape	.2						.2		
	Aggravated sexual assault	.2			.2					
	Robbery									
	Aggravated physical assault									
	Non-aggravated sexual assault	.6	2	3	.6	2	3			
	Non-aggravated physical assault	2.0	2	3	1.6	2	2	.4		1
	Burglary	2.8	3	2	2.8	3	1			1
	Threat	.6	1	5	.4	1	5	.2		
	Theft	2.6	3	1	2.4	3	1	.2		
	Vandalism	.2			.2					
Stalking	.3		2	.3		2				
Nicaragua	Death by homicide									
	Kidnapping									
	Rape	1.6	4	2	1.6	4	2			
	Aggravated sexual assault	.4	1	1	.4	1	1			
	Robbery	6.4	13	2	4.2	10	2	2.2	3	
	Aggravated physical assault	.2			.2					
	Non-aggravated sexual assault	2.6	6	9	2.2	6	8	.4		1
	Non-aggravated physical assault	1.2	2	1	.6	1		.6	1	1
	Burglary	4.6	1	6	3.4	1	4	1.2		2
	Threat	1.6			1.4			.2		
	Theft	23.6	17	19	15.2	10	14	8.4	7	5
	Vandalism	.2			.2					
Stalking	.7	1	1	.7	1	1				
Panama	Death by homicide									
	Kidnapping									
	Rape	.6	2	1	.6	2	1			
	Aggravated sexual assault	.4		1	.4		1			
	Robbery	3.2	6	1	1.6	4		1.6	2	1
	Aggravated physical assault	.4	1		.2	1		.2		
	Non-aggravated sexual assault	1.6	1	1	1.4	1	1	.2		
	Non-aggravated physical assault	.6			.6					
	Burglary	10.2	9	17	6.8	7	6	3.4	2	11
	Threat	.2	1		.2	1				
	Theft	16.2	17	19	10.8	12	11	5.4	5	8
	Vandalism									
Stalking	.7		2	.7		2				
Paraguay	Death by homicide									
	Kidnapping									
	Rape	.6	2	4	.6	2	3			1
	Aggravated sexual assault	1.0	2		.8	2		.2		
	Robbery	7.0	7	6	5.0	6		2.0	1	6
	Aggravated physical assault	.4	1					.4	1	
	Non-aggravated sexual assault	3.2	5	8	3.0	5	7	.2		1
	Non-aggravated physical assault	1.6		1	1.4		1	.2		
	Burglary	11.2	9	5	8.0	7	5	3.2	2	
	Threat	2.4	4		1.8	4		.6		
	Theft	34.8	32	18	25.8	25	16	9.0	7	2
	Vandalism	.4			.2			.2		
Stalking			1			1				

(continued)

TABLE 15B. INTER-AMERICA AND THE PACIFIC REGION, NUMBER OF VICTIMIZATIONS BY TYPE OF CRIME AND BY POST (continued)

		Total			Female			Male		
		2011–15 average	2015	2016	2011–15 average	2015	2016	2011–15 average	2015	2016
Peru	Death by homicide									
	Kidnapping									
	Rape	3.6	6	3	3.0	4	3	.6	2	
	Aggravated sexual assault									
	Robbery	9.8	9	3	6.4	8	2	3.4	1	1
	Aggravated physical assault	.8			.6			.2		
	Non-aggravated sexual assault	2.2		7	2.2		7			
	Non-aggravated physical assault	.8			.8					
	Burglary	2.6		1	1.6		1	1.0		
	Threat									
	Theft	31.8	31	27	23.8	19	18	8.0	12	9
	Vandalism									
Samoa	Stalking	.3	1		.3	1				
	Death by homicide									
	Kidnapping									
	Rape	.6	1		.4			.2	1	
	Aggravated sexual assault									
	Robbery									
	Aggravated physical assault									
	Non-aggravated sexual assault	1.2			1.2					
	Non-aggravated physical assault	.6			.6					
	Burglary	2.0	2	1	1.8	2	1	.2		
	Threat	.8			.8					
	Theft	4.4	4	1	3.8	4	1	.6		
Vandalism										
Tonga	Stalking									
	Death by homicide									
	Kidnapping									
	Rape	.2	1		.2	1				
	Aggravated sexual assault	.2			.2					
	Robbery	.6		1	.4		1	.2		
	Aggravated physical assault	.2			.2					
	Non-aggravated sexual assault	.4		2	.4		2			
	Non-aggravated physical assault	.6		2	.4		2	.2		
	Burglary	2.4	2	3	1.8	1	3	.6	1	
	Threat	.8		1	.6		1	.2		
	Theft	3.8	1	3	2.6		3	1.2	1	
Vandalism	.2			.2						
Vanuatu	Stalking	.3	1		.3	1				
	Death by homicide									
	Kidnapping									
	Rape	.2		1	.2		1			
	Aggravated sexual assault	.6			.6					
	Robbery	.4			.2			.2		
	Aggravated physical assault	.8			.4			.4		
	Non-aggravated sexual assault	3.0	1	1	2.6		1	.4	1	
	Non-aggravated physical assault	2.0		1	1.6			.4		1
	Burglary	3.0		9	2.0		7	1.0		2
	Threat	2.4	1	1	2.0	1	1	.4		
	Theft	6.6	7	8	3.8	4	5	2.8	3	3
Vandalism	.2		5	.2		3			2	
Stalking	1.0	1		1.0	1					

Dashes indicate that data were not available; and blank cells indicate zero incidents.

Source: Peace Corps Consolidated Incident Reporting System (CIRS).

Data retrieved on 04/28/17 and are current as of that date.

## Appendix C: Peace Corps Posts and Regions

### Peace Corps Posts Included in 2016 Analysis

In calendar year 2016, Volunteers served in 62 Peace Corps posts (covering 66 countries). Posts that were closed or opened in 2016 only provided data for those months in which Volunteers served at these posts.

Africa	Europe, Mediterranean, and Asia	Inter-America and the Pacific
Benin	Albania	Belize
Botswana	Armenia	Colombia
Burkina Faso	Cambodia	Costa Rica
Cameroon	China	Dominican Republic
Comoros	Georgia	Eastern Caribbean
Ethiopia	Indonesia	Ecuador
Gambia, The	Kosovo	El Salvador*
Ghana	Kyrgyz Republic	Fiji
Guinea**	Macedonia	Guatemala
Lesotho	Moldova	Guyana
Liberia	Mongolia	Jamaica
Madagascar	Morocco	Mexico
Malawi	Myanmar**	Micronesia and Palau
Mozambique	Nepal	Nicaragua
Namibia	Philippines	Panama
Rwanda	Thailand	Paraguay
Senegal	Timor-Leste	Peru
Sierra Leone**	Ukraine	Samoa
South Africa		Tonga
Swaziland		Vanuatu
Tanzania		
Togo		
Uganda		
Zambia		

\* Peace Corps posts suspended in 2016: El Salvador (1/2016).

\*\* Peace Corps posts opened or reopened in 2016: Guinea (1/2016), Myanmar (9/2016), and Sierra Leone (3/2016).

\*\*\* Peace Corps posts closed in 2016: Azerbaijan.

## Country of Incident versus Post of Service

The vast majority of victimizations occur in the Volunteer's post of service. However, crimes against Volunteers do happen outside their post of service, e.g., when a Volunteer is on vacation in another country. In 2016, 30 victimizations (2 percent of all victimizations) occurred in countries other than the Volunteers' post of service. Of 18 countries of incident that were different from the post of service of Volunteer victims, 10 were not Peace Corps posts.

TABLE C-1. COUNTRY OF INCIDENT BY POST OF SERVICE, 2016

Country of Incident	Post of Service																		Total	
	Albania	Armenia	Benin	Botswana	Fiji	Georgia	Ghana	Kosovo	Kyrgyz Republic	Lesotho	Malawi	Moldova	Mozambique	Nicaragua	Rwanda	South Africa	Swaziland	Thailand		Zambia
Austria*	1																			1
Bosnia and Herzegovina*						1														1
Colombia														1						1
Georgia		1																		1
Greece*												1								1
Hungary*								1												1
India*																		1		1
Kazakhstan*									1											1
Kenya															1					1
Morocco								1												1
Romania*												1								1
Senegal			1																	1
South Africa				2			1			4	1									8
Swaziland																1				1
Tanzania															2		1		2	5
Turkey*	1																			1
United States*					1															1
Zimbabwe*													1						1	2
<b>Total</b>	<b>2</b>	<b>1</b>	<b>1</b>	<b>2</b>	<b>1</b>	<b>1</b>	<b>1</b>	<b>2</b>	<b>1</b>	<b>4</b>	<b>1</b>	<b>2</b>	<b>1</b>	<b>1</b>	<b>3</b>	<b>1</b>	<b>1</b>	<b>1</b>	<b>3</b>	<b>30</b>

\* Not a Peace Corps post.

## Volunteers at Post, 2015-16

TABLE C-2. VOLUNTEER POPULATION, BY POST OF SERVICE, 2016

		Total	Reported Crime	Female	Female Reported Crime	Male	Male Reported Crime
AF	Benin	138	15	85	10	53	5
	Botswana	216	18	153	14	63	4
	Burkina Faso	155	15	96	14	59	1
	Cameroon	189	17	122	14	67	3
	Comoros	48	9	29	7	19	2
	Ethiopia	326	38	217	29	109	9
	Gambia, The	132	8	79	4	53	4
	Ghana	218	29	136	19	82	10
	Guinea	131	4	79	4	52	0
	Lesotho	156	20	95	18	61	2
	Liberia	94	20	50	13	44	7
	Madagascar	203	56	129	33	74	23
	Malawi	188	39	127	28	61	11
	Mozambique	287	55	178	43	109	12
	Namibia	215	25	134	20	81	5
	Rwanda	202	40	141	31	61	9
	Senegal	371	25	242	21	129	4
	Sierra Leone	35	2	15	1	20	1
	South Africa	208	32	155	23	53	9
	Swaziland	131	11	98	10	33	1
	Tanzania	318	32	187	20	131	12
	Togo	128	17	81	12	47	5
	Uganda	260	47	167	37	93	10
Zambia	374	50	225	37	149	13	
EMA	Albania	142	25	70	15	72	10
	Armenia	119	13	67	9	52	4
	Cambodia	173	23	112	16	61	7
	China	227	19	105	12	122	7
	Georgia	181	20	100	13	81	7
	Indonesia	191	27	114	21	77	6
	Kosovo	99	14	63	11	36	3
	Kyrgyz Republic	106	24	57	20	49	4
	Macedonia	140	7	89	7	51	0
	Moldova	169	12	109	7	60	5
	Mongolia	187	29	106	21	81	8
	Morocco	279	26	168	17	111	9
	Myanmar	6	0	2	0	4	0
	Nepal	75	7	36	6	39	1
	Philippines	247	26	149	17	98	9
	Thailand	160	13	101	9	59	4
Timor-Leste	51	15	34	15	17	0	
Ukraine	248	16	138	11	110	5	

(continued)



TABLE C-2. VOLUNTEER POPULATION, BY POST OF SERVICE, 2016 (continued)

	Total	Reported Crime	Female	Female Reported Crime	Male	Male Reported Crime
IAP						
Belize	57	5	40	4	17	1
Colombia	83	12	47	8	36	4
Costa Rica	171	26	103	17	68	9
Dominican Republic	213	45	144	35	69	10
Eastern Caribbean	94	9	65	9	29	0
Ecuador	152	27	102	20	50	7
El Salvador*	53	2	35	1	18	1
Fiji	97	13	66	8	31	5
Guatemala	161	19	120	16	41	3
Guyana	120	20	82	16	38	4
Jamaica	95	8	66	7	29	1
Mexico	99	12	54	9	45	3
Micronesia and Palau	95	11	46	9	49	2
Nicaragua	213	32	139	25	74	7
Panama	306	33	178	18	128	15
Paraguay	280	37	169	27	111	10
Peru	298	36	193	26	105	10
Samoa	55	2	32	2	23	0
Tonga	51	9	40	9	11	0
Vanuatu	93	19	57	13	36	6

This table provides the total number of Volunteers who served overseas any time in 2016.

\* Two Volunteers who reported crime continued service at other posts after El Salvador's suspension. These individuals are also included in the count of persons who reported crime at posts where they continued service.

Source: Peace Corps Volunteer Database Management System and Crime Incident Reporting System.

Data retrieved 04/28/17 and are current as of that date.

TABLE C-3. VOLUNTEER-TRAINEE YEARS, BY POST OF SERVICE, 2015–16

		Total		Female		Male	
		2015	2016	2015	2016	2015	2016
Total	AFRICA	2,957.7	3,127.5	1,896.3	1,991.0	1,061.3	1,136.5
	EMA	1,729.7	1,840.2	1,010.3	1,053.9	719.4	786.3
	IAP	1916.5	1870.1	1238.3	1186.6	678.2	683.5
	GLOBAL	6,603.8	6,837.7	4,144.9	4,231.5	2,459.0	2,606.3
Africa Region	Benin	98.3	84.8	64.9	53.8	33.4	30.9
	Botswana	136.7	143.1	99.8	101.3	36.9	41.7
	Burkina Faso	105.8	98.3	67.5	60.1	38.4	38.2
	Cameroon	154.1	126.8	97.0	81.6	57.1	45.1
	Comoros	17.4	31.3	9.9	19.9	7.5	11.4
	Ethiopia	232.9	225.7	154.7	147.8	78.2	77.9
	Gambia	91.0	87.3	52.6	48.4	38.4	38.9
	Ghana	141.7	153.3	91.1	96.7	50.7	56.6
	Guinea	—	50.2	—	31.1	—	19.1
	Lesotho	95.7	99.4	58.7	60.0	36.9	39.5
	Liberia	4.1	50.4	1.3	25.5	2.8	24.9
	Madagascar	147.2	149.1	90.3	96.0	57.0	53.1
	Malawi	124.3	124.8	81.8	84.6	42.5	40.2
	Mozambique	176.4	196.3	111.0	124.4	65.4	71.9
	Namibia	136.1	144.5	82.1	89.5	54.0	55.0
	Rwanda	107.6	135.6	71.8	93.2	35.7	42.4
	Senegal	239.1	251.4	161.7	163.4	77.4	88.0
	Sierra Leone	—	12.3	—	5.8	—	6.5
	South Africa	140.1	132.7	98.2	95.5	41.9	37.2
	Swaziland	82.3	86.7	64.3	64.2	18.0	22.5
	Tanzania	204.9	222.3	116.2	127.4	88.7	94.9
	Togo	83.0	91.4	55.6	59.6	27.4	31.9
	Uganda	163.7	167.7	103.5	104.3	60.2	63.4
Zambia	245.8	261.9	148.0	156.6	97.8	105.3	
EMA Region	Albania	95.7	105.9	44.3	52.2	51.4	53.7
	Armenia	69.3	94.6	43.9	54.4	25.4	40.2
	Cambodia	94.5	111.9	60.6	69.9	33.8	42.0
	China	148.0	150.7	74.2	72.3	73.8	78.4
	Georgia	107.8	124.6	59.2	69.6	48.6	55.0
	Indonesia	126.3	134.8	80.9	75.7	45.4	59.1
	Kosovo	44.0	65.6	25.4	41.3	18.6	24.3
	Kyrgyz Republic	103.1	75.5	55.5	41.3	47.6	34.3
	Macedonia	89.5	91.3	57.9	58.8	31.6	32.6
	Moldova	119.1	111.6	79.7	69.0	39.4	42.6
	Mongolia	138.4	127.0	76.2	72.6	62.2	54.5
	Morocco	204.3	127.9	118.0	76.3	86.2	51.6
	Myanmar	—	2.2	—	.7	—	1.5
	Nepal	68.7	61.2	36.2	29.9	32.5	31.3
	Philippines	160.9	155.8	97.6	92.2	63.2	63.6
	Thailand	115.8	117.6	75.1	71.3	40.8	46.3
	Timor-Leste	5.0	28.8	3.6	18.6	1.4	10.2
Ukraine	29.5	153.3	14.9	87.9	14.6	65.3	

(continued)

TABLE C-3. VOLUNTEER-TRAINEE YEARS, BY POST OF SERVICE, 2015–16 (continued)

IAP Region		Total		Female		Male	
		2015	2016	2015	2016	2015	2016
	Belize	35.0	37.4	23.8	25.5	11.2	12.0
	Colombia	48.2	60.5	31.9	34.9	16.4	25.5
	Costa Rica	132.8	122.1	79.1	72.9	53.7	49.2
	Dominican Republic	147.9	144.5	105.1	96.4	42.9	48.1
	Eastern Caribbean	56.0	61.6	38.3	43.0	17.6	18.6
	Ecuador	120.7	108.6	77.7	73.2	43.0	35.4
	El Salvador	60.8	4.3	41.0	2.9	19.8	1.3
	Fiji	53.9	64.7	35.3	42.5	18.6	22.2
	Guatemala	109.8	93.5	83.1	69.5	26.7	24.0
	Guyana	71.8	83.9	46.3	59.3	25.5	24.7
	Jamaica	58.7	66.4	41.5	45.5	17.2	20.9
	Mexico	69.5	66.0	41.1	37.4	28.3	28.6
	Micronesia and Palau	44.4	54.1	28.5	28.7	15.9	25.4
	Nicaragua	158.9	144.0	106.0	93.6	52.9	50.4
	Panama	215.6	215.3	125.6	123.4	90.1	91.8
	Paraguay	206.4	197.0	129.7	117.5	76.7	79.5
	Peru	217.7	210.8	132.1	134.5	85.6	76.3
	Samoa	22.1	34.9	13.5	20.6	8.6	14.3
	Tonga	28.9	33.1	24.1	25.9	4.9	7.2
	Vanuatu	57.5	67.4	34.8	39.4	22.7	28.0

This table provides the number of Volunteers who served overseas in 2015 and in 2016 adjusted for the length of service of each Volunteer during the year.

Source: PC Apps (Peace Corps Volunteer/trainee years).  
Data retrieved on 04/28/17 and are current as of that date.

## Concluding Note

The Peace Corps extends its sincere appreciation to all Volunteers for their service.

## Contact Information

For questions or comments regarding this report, methodology, or data, contact the Peace Corps Office of Safety and Security at [CIR@peacecorps.gov](mailto:CIR@peacecorps.gov). Members of the news media should contact the Press Office at [pressoffice@peacecorps.gov](mailto:pressoffice@peacecorps.gov) for all inquiries.

## Acknowledgements

Country directors, safety and security managers, safety and security assistants, Peace Corps medical officers, Peace Corps safety and security officers, and regional security advisers, data collection and providing safety and security support for Peace Corps Volunteers;

Office of Safety and Security staff: Shawn Bardwell, associate director, manuscript review; David Fleisig, chief of overseas operations, manuscript review; John Allen, chief of crime response and analysis, manuscript review; Marina Murray, social science analyst, manuscript writing; Caitlin Connolly, data analyst, data quality assurance; Melissa Silverman, contractor, Office of Communications, copy editing.

## About the Peace Corps

The Peace Corps sends Americans with a passion for service abroad on behalf of the United States to work with communities and create lasting change. Volunteers develop sustainable solutions to address challenges in education, health, economic development, agriculture, environment and youth development. Through their Peace Corps experience, Volunteers gain a unique cultural understanding and a life-long commitment to service that positions them to succeed in today's global economy. Since President John F. Kennedy established the Peace Corps in 1961, more than 225,000 Americans of all ages have served in 141 countries worldwide. For more information, visit [peacecorps.gov](http://peacecorps.gov) and follow us on [Facebook](#) and [Twitter](#).

## About the Office of Safety and Security

The Office of Safety and Security was established in March 2003 to foster improved communication, coordination, oversight, and accountability for all Peace Corps safety and security efforts. The Office is led by an associate director for safety and security, who reports to the Peace Corps Director, and includes the following divisions: Overseas Operations, Information and Personnel Security, and Emergency Management and Physical Security. The office also includes a crime statistics group in the Crime Response and Analysis unit that tracks crime statistics, identifies crime trends, and highlights potential safety risks to Volunteers.



**Peace Corps**  
Paul D. Coverdell Peace Corps Headquarters  
1111 20th Street NW  
Washington DC 20526  
[peacecorps.gov](http://peacecorps.gov)

## Health Information for Travelers to Ghana

### Traveler View

#### Traveler View

#### Clinician View

#### On This Page

- [Vaccines and Medicines](#)
- [Stay Healthy and Safe](#)
- [Healthy Travel Packing List](#)
- [Travel Health Notices](#)
- [After Your Trip](#)



### Vaccines and Medicines

Check the vaccines and medicines list and visit your doctor (ideally, 4-6 weeks) before your trip to get vaccines or medicines you may need.

#### Find Out Why

#### Protect Yourself

#### All travelers

You should be up to date on routine vaccinations while traveling to any destination. Some vaccines may also be required for travel.

<a href="#">Routine vaccines</a>	Make sure you are up-to-date on routine vaccines before every trip. These vaccines include measles-mumps-rubella (MMR) vaccine, diphtheria-tetanus-pertussis vaccine, varicella (chickenpox) vaccine, polio vaccine, and your yearly flu shot.	
<a href="#">Yellow Fever</a>	Required for arriving travelers from all countries if traveler is ≥9 months of age.  <b>Recommended</b> for all travelers ≥9 months of age.	











#### Most travelers

Get travel vaccines and medicines because there is a risk of these diseases in the country you are visiting.

<a href="#">Hepatitis A</a>	CDC recommends this vaccine because you can get hepatitis A through contaminated food or water in Ghana, regardless of where you are eating or staying.	
<a href="#">Malaria</a>	You will need to take prescription medicine before, during, and after your trip to prevent malaria. Your doctor can help you decide which medicine is right for you, and also talk to you about other steps you can take to prevent malaria. See more detailed information about <a href="#">malaria in Ghana</a> .	
<a href="#">Typhoid</a>	You can get typhoid through contaminated food or water in Ghana. CDC recommends this vaccine for most travelers, especially if you are staying with friends or relatives, visiting smaller cities or rural areas, or if you are an adventurous eater.	

#### Some travelers

Ask your doctor what vaccines and medicines you need based on where you are going, how long you are staying, what you will be doing, and if you are traveling from a country other than the US.

Find Out Why		Protect Yourself
<u>Cholera</u>	CDC recommends this vaccine for adults who are traveling to areas of active cholera transmission. Cholera is found in most parts of Ghana. Cholera is rare in travelers but can be severe. <a href="https://www.cdc.gov/cholera/infection-sources.html">Certain factors (https://www.cdc.gov/cholera/infection-sources.html)</a> may increase the risk of getting cholera or having severe disease ( <a href="#">more information</a> ). Avoiding unsafe food and water and washing your hands can also prevent cholera.	 
<u>Hepatitis B</u>	You can get hepatitis B through sexual contact, contaminated needles, and blood products, so CDC recommends this vaccine if you might have sex with a new partner, get a tattoo or piercing, or have any medical procedures.	  
<u>Meningitis (Meningococcal disease)</u>	CDC recommends this vaccine if you plan to visit parts of Ghana located in the meningitis belt during the dry season (December–June), when the disease is most common.	 
<u>Rabies</u>	Rabies can be found in dogs, bats, and other mammals in Ghana, so CDC recommends this vaccine for the following groups: <ul style="list-style-type: none"> <li>• Travelers involved in outdoor and other activities (such as camping, hiking, biking, adventure travel, and caving) that put them at risk for animal bites.</li> <li>• People who will be working with or around animals (such as veterinarians, wildlife professionals, and researchers).</li> <li>• People who are taking long trips or moving to Ghana</li> <li>• Children, because they tend to play with animals, might not report bites, and are more likely to have animal bites on their head and neck.</li> </ul>	  

## All travelers

You should be up to date on routine vaccinations while traveling to any destination. Some vaccines may also be required for travel.

### Routine vaccines

Make sure you are up-to-date on routine vaccines before every trip. These vaccines include measles-mumps-rubella (MMR) vaccine, diphtheria-tetanus-pertussis vaccine, varicella (chickenpox) vaccine, polio vaccine, and your yearly flu shot.



### Yellow Fever

Required for arriving travelers from all countries if traveler is  $\geq 9$  months of age.

**Recommended** for all travelers  $\geq 9$  months of age.



## Most travelers

Get travel vaccines and medicines because there is a risk of these diseases in the country you are visiting.

### Hepatitis A

CDC recommends this vaccine because you can get hepatitis A through contaminated food or water in Ghana, regardless of where you are eating or staying.



### Malaria

You will need to take prescription medicine before, during, and after your trip to prevent malaria. Your doctor can help you decide which medicine is right for you, and also talk to you about other steps you can take to prevent malaria. See more detailed information about [malaria in Ghana](#).



### Typhoid

You can get typhoid through contaminated food or water in Ghana. CDC recommends this vaccine for most travelers, especially if you are staying with friends or relatives, visiting smaller cities or rural areas, or if you are an adventurous eater.



## Some travelers

Ask your doctor what vaccines and medicines you need based on where you are going, how long you are staying, what you will be doing, and if you are traveling from a country other than the US.

### Cholera

CDC recommends this vaccine for adults who are traveling to areas of active cholera transmission. Cholera is found in most parts of Ghana. Cholera is rare in travelers but can be severe. [Certain factors \(https://www.cdc.gov/cholera/infection-sources.html\)](https://www.cdc.gov/cholera/infection-sources.html) may increase the risk of getting cholera or having severe disease ([more information](#)). Avoiding unsafe food and water and washing your hands can also prevent cholera.



### Hepatitis B

You can get hepatitis B through sexual contact, contaminated needles, and blood products, so CDC recommends this vaccine if you might have sex with a new partner, get a tattoo or piercing, or have any medical procedures.



### Meningitis (Meningococcal disease)

CDC recommends this vaccine if you plan to visit parts of Ghana located in the meningitis belt during the dry season (December–June), when the disease is most common.



### Rabies

Rabies can be found in dogs, bats, and other mammals in Ghana, so CDC recommends this vaccine for the following groups:



- Travelers involved in outdoor and other activities (such as camping, hiking, biking, adventure travel, and caving) that put them at risk for animal bites.
- People who will be working with or around animals (such as veterinarians, wildlife professionals, and researchers).
- People who are taking long trips or moving to Ghana
- Children, because they tend to play with animals, might not report bites, and are more likely to have animal bites on their head and neck.

## Key

Get vaccinated

Take antimalarial meds

Eat and drink safely

Prevent bug bites

Keep away from animals

Reduce your exposure to germs

Avoid sharing body fluids

Avoid non-sterile medical or cosmetic equipment

**Note:** Zika is a risk in Ghana. Zika infection during pregnancy can cause serious birth defects. Therefore, pregnant women should not travel to Ghana. Partners of pregnant women and couples planning pregnancy should know the [possible risks to pregnancy and take preventive steps](https://www.cdc.gov/zika/pregnancy/index.html) (<https://www.cdc.gov/zika/pregnancy/index.html>) ([more information](#)).

## Stay Healthy and Safe

Learn actions you can take to stay healthy and safe on your trip. Vaccines cannot protect you from many diseases in Ghana, so your behaviors are important.

### Eat and drink safely

Unclean food and water can cause travelers' diarrhea and other diseases. Reduce your risk by sticking to safe food and water habits.

#### Eat

- Food that is cooked and served hot
- Hard-cooked eggs
- Fruits and vegetables you have washed in clean water or peeled yourself
- Pasteurized dairy products

#### Don't Eat

- Food served at room temperature
- Food from street vendors
- Raw or soft-cooked (runny) eggs
- Raw or undercooked (rare) meat or fish
- Unwashed or unpeeled raw fruits and vegetables
- Unpasteurized dairy products
- "Bushmeat" (monkeys, bats, or other wild game)

#### Drink

- Bottled water that is sealed
- Water that has been disinfected
- Ice made with bottled or disinfected water
- Carbonated drinks
- Hot coffee or tea
- Pasteurized milk

#### Don't Drink

- Tap or well water
- Ice made with tap or well water
- Drinks made with tap or well water (such as reconstituted juice)
- Unpasteurized milk

#### Take Medicine

Talk with your doctor about taking prescription or over-the-counter drugs with you on your trip in case you get sick.

### Prevent bug bites

Bugs (like mosquitoes, ticks, and fleas) can spread a number of diseases in Ghana. Many of these diseases cannot be prevented with a vaccine or medicine. You can reduce your risk by taking steps to prevent bug bites.

#### What can I do to prevent bug bites?

- Cover exposed skin by wearing long-sleeved shirts, long pants, and hats.



- Use an appropriate insect repellent (see below).
- Use permethrin-treated clothing and gear (such as boots, pants, socks, and tents). Do **not** use permethrin directly on skin.
- Stay and sleep in air-conditioned or screened rooms.
- Use a bed net if the area where you are sleeping is exposed to the outdoors.

What type of insect repellent should I use?

- **FOR PROTECTION AGAINST TICKS AND MOSQUITOES:** Use a repellent that contains 20% or more **DEET** for protection that lasts up to several hours.
- **FOR PROTECTION AGAINST MOSQUITOES ONLY:** Products with one of the following active ingredients can also help prevent mosquito bites. Higher percentages of active ingredient provide longer protection.
  - **DEET** (<http://www.epa.gov/pesticides/factsheets/chemicals/deet.htm>)
  - **Picaridin** (also known as KBR 3023, Bayrepel, and icaridin)
  - **Oil of lemon eucalyptus (OLE)** or **PMD**
  - **IR3535**
- Always use insect repellent as directed.

What should I do if I am bitten by bugs?

- Avoid scratching bug bites, and apply hydrocortisone cream or calamine lotion to reduce the itching.
- Check your entire body for ticks after outdoor activity. Be sure to [remove ticks \(http://www.cdc.gov/ticks/removing\\_a\\_tick.html\)](http://www.cdc.gov/ticks/removing_a_tick.html) properly.

What can I do to avoid bed bugs?

Although bed bugs do not carry disease, they are an annoyance. See our [information page about avoiding bug bites](#) for some easy tips to avoid them. For more information on bed bugs, see [Bed Bugs \(http://www.cdc.gov/parasites/bedbugs/\)](http://www.cdc.gov/parasites/bedbugs/).

For more detailed information on avoiding bug bites, see [Avoid Bug Bites](#).

Some diseases in Ghana—such as dengue, leishmaniasis, and African sleeping sickness—are spread by bugs and cannot be prevented with a vaccine. Follow the insect avoidance measures described above to prevent these and other illnesses.

**Note:** Zika is a risk in Ghana. For more information, see [Zika Travel Information](#).

## Stay safe outdoors

**If your travel plans in Ghana include outdoor activities, take these steps to stay safe and healthy during your trip.**

- Stay alert to changing weather conditions and adjust your plans if conditions become unsafe.
- Prepare for activities by wearing the right clothes and packing protective items, such as bug spray, sunscreen, and a basic first aid kit.
- Consider learning basic first aid and CPR before travel. Bring a [travel health kit \(http://www.ncdc.gov/travel/page/pack-smart.htm\)](http://www.ncdc.gov/travel/page/pack-smart.htm) with items appropriate for your activities.
- Heat-related illness, such as heat stroke, can be deadly. Eat and drink regularly, wear loose and lightweight clothing, and limit physical activity during high temperatures.
  - If you are outside for many hours in heat, eat salty snacks and drink water to stay hydrated and replace salt lost through sweating.
- [Protect yourself from UV radiation \(http://www.cdc.gov/cancer/skin/basic\\_info/prevention.htm\)](http://www.cdc.gov/cancer/skin/basic_info/prevention.htm): use sunscreen with an SPF of at least 15, wear protective clothing, and seek shade during the hottest time of day (10 a.m.–4 p.m.).
- Be especially careful during summer months and at high elevation. Because sunlight reflects off snow, sand, and water, sun exposure may be increased during activities like skiing, swimming, and sailing.
- Very cold temperatures can be dangerous. Dress in layers and cover heads, hands, and feet properly if you are visiting a cold location.

Stay safe around water

- Swim only in designated swimming areas. Obey lifeguards and warning flags on beaches.
- Practice safe boating—follow all boating safety laws, do not drink alcohol if driving a boat, and always wear a life jacket.
- Do not dive into shallow water.
- Do not swim in freshwater in developing areas or where sanitation is poor.
- Avoid swallowing water when swimming. Untreated water can carry germs that make you sick.
- To prevent infections, wear shoes on beaches where there may be animal waste.

Schistosomiasis, a parasitic infection that can be spread in fresh water, is found in Ghana. Avoid swimming in fresh, unchlorinated water, such as lakes, ponds, or rivers.

## Keep away from animals

Most animals avoid people, but they may attack if they feel threatened, are protecting their young or territory, or if they are injured or ill. Animal bites and scratches can lead to serious diseases such as rabies.

Follow these tips to protect yourself:

- Do not touch or feed *any* animals you do not know.
- Do not allow animals to lick open wounds, and do not get animal saliva in your eyes or mouth.
- Avoid rodents and their urine and feces.
- Traveling pets should be supervised closely and not allowed to come in contact with local animals.
- If you wake in a room with a bat, seek medical care immediately. Bat bites may be hard to see.

All animals can pose a threat, but be extra careful around dogs, bats, monkeys, sea animals such as jellyfish, and snakes. If you are bitten or scratched by an animal, immediately:

- **Wash** the wound with soap and clean water.
- **Go** to a doctor right away.
- **Tell** your doctor about your injury when you get back to the United States.

Consider buying medical evacuation insurance. Rabies is a deadly disease that must be treated quickly, and treatment may not be available in some countries.

## Reduce your exposure to germs

---

Follow these tips to avoid getting sick or spreading illness to others while traveling:

- Wash your hands often, especially before eating.
  - If soap and water aren't available, clean hands with hand sanitizer (containing at least 60% alcohol).
  - Don't touch your eyes, nose, or mouth. If you need to touch your face, make sure your hands are clean.
  - Cover your mouth and nose with a tissue or your sleeve (not your hands) when coughing or sneezing.
  - Try to avoid contact with people who are sick.
  - If you are sick, stay home or in your hotel room, unless you need medical care.
- 

## Avoid sharing body fluids

---

Diseases can be spread through body fluids, such as saliva, blood, vomit, and semen.

Protect yourself:

- Use latex condoms correctly.
  - Do not inject drugs.
  - Limit alcohol consumption. People take more risks when intoxicated.
  - Do not share needles or any devices that can break the skin. That includes needles for tattoos, piercings, and acupuncture.
  - If you receive medical or dental care, make sure the equipment is disinfected or sanitized.
- 

## Know how to get medical care while traveling

---

Plan for how you will get health care during your trip, should the need arise:

- Carry a list of [local doctors and hospitals \(https://travel.state.gov/content/passports/en/go/health.html\)](https://travel.state.gov/content/passports/en/go/health.html) at your destination.
- Review your health insurance plan to determine what medical services it would cover during your trip. Consider purchasing travel health and medical evacuation insurance.
- Carry a card that identifies, in the local language, your blood type, chronic conditions or serious allergies, and the generic names of any medications you take.
- Some prescription drugs may be illegal in other countries. Call [Ghana's embassy \(https://www.usembassy.gov/\)](https://www.usembassy.gov/) to verify that all of your prescription(s) are legal to bring with you.
- Bring all the medicines (including over-the-counter medicines) you think you might need during your trip, including extra in case of travel delays. Ask your doctor to help you get prescriptions filled early if you need to.

Many foreign hospitals and clinics are accredited by the Joint Commission International. A list of accredited facilities is available at their website ([www.jointcommissioninternational.org](http://www.jointcommissioninternational.org) (<http://www.jointcommissioninternational.org>)).

In some countries, medicine (prescription and over-the-counter) may be substandard or counterfeit. Bring the medicines you will need from the United States to avoid having to buy them at your destination.

Malaria is a risk in Ghana. Fill your malaria prescription before you leave and take enough with you for the entire length of your trip. Follow your doctor's instructions for taking the pills; some need to be started before you leave.

---

## Select safe transportation

---

**Motor vehicle crashes are the #1 killer of healthy US citizens in foreign countries.**

In many places cars, buses, large trucks, rickshaws, bikes, people on foot, and even animals share the same lanes of traffic, increasing the risk for crashes.

### Walking

Be smart when you are traveling on foot.

- Use sidewalks and marked crosswalks.
- Pay attention to the traffic around you, especially in crowded areas.
- Remember, people on foot do not always have the right of way in other countries.

### Riding/Driving

Choose a safe vehicle.

- Choose official taxis or public transportation, such as trains and buses.
- Ride only in cars that have seatbelts.
- Avoid overcrowded, overloaded, top-heavy buses and minivans.
- Avoid riding on motorcycles or motorbikes, especially motorbike taxis. (Many crashes are caused by inexperienced motorbike drivers.)
- Choose newer vehicles—they may have more safety features, such as airbags, and be more reliable.
- Choose larger vehicles, which may provide more protection in crashes.

Think about the driver.

- Do not drive after drinking alcohol or ride with someone who has been drinking.
- Consider hiring a licensed, trained driver familiar with the area.
- Arrange payment before departing.

Follow basic safety tips.

- Wear a seatbelt at all times.
- Sit in the back seat of cars and taxis.
- When on motorbikes or bicycles, always wear a helmet. (Bring a helmet from home, if needed.)
- Avoid driving at night; street lighting in certain parts of Ghana may be poor.

- Do not use a cell phone or text while driving (illegal in many countries).
- Travel during daylight hours only, especially in rural areas.
- If you choose to drive a vehicle in Ghana, learn the local traffic laws and have the proper paperwork.
- Get any driving permits and insurance you may need. Get an International Driving Permit (IDP). Carry the IDP and a US-issued driver's license at all times.
- Check with your auto insurance policy's international coverage, and get more coverage if needed. Make sure you have liability insurance.

## Flying

- Avoid using local, unscheduled aircraft.
- If possible, fly on larger planes (more than 30 seats); larger airplanes are more likely to have regular safety inspections.
- Try to schedule flights during daylight hours and in good weather.

## Medical Evacuation Insurance

If you are seriously injured, emergency care may not be available or may not meet US standards. Trauma care centers are uncommon outside urban areas. Having [medical evacuation insurance](http://travel.state.gov/content/passports/en/go/health/insurance-providers.html#insurance) (<http://travel.state.gov/content/passports/en/go/health/insurance-providers.html#insurance>) can be helpful for these reasons.

## Helpful Resources

[Road Safety Overseas](http://travel.state.gov/content/passports/en/go/safety/road.html) (<http://travel.state.gov/content/passports/en/go/safety/road.html>) (Information from the US Department of State): Includes tips on driving in other countries, International Driving Permits, auto insurance, and other resources.

The [Association for International Road Travel](http://www.asirt.org) (<http://www.asirt.org>) has country-specific [Road Travel Reports](http://www.asirt.org/KnowBeforeYouGo/CountryRoadTravelReports/tabid/171/Default.aspx) (<http://www.asirt.org/KnowBeforeYouGo/CountryRoadTravelReports/tabid/171/Default.aspx>) available for most countries for a minimal fee.

For information traffic safety and road conditions in Ghana, see Travel and Transportation on US Department of State's [country-specific information for Ghana](http://travel.state.gov/content/passports/en/country/ghana.html) (<http://travel.state.gov/content/passports/en/country/ghana.html>).

---

## Maintain personal security

Use the same common sense traveling overseas that you would at home, and always stay alert and aware of your surroundings.

### Before you leave

- Research your destination(s), including local laws, customs, and culture.
- Monitor travel [warnings and alerts](http://travel.state.gov/content/passports/en/alertswarnings.html) (<http://travel.state.gov/content/passports/en/alertswarnings.html>) and read travel [tips](http://travel.state.gov/content/passports/en/go/checklist.html) (<http://travel.state.gov/content/passports/en/go/checklist.html>) from the US Department of State.
- Enroll in the [Smart Traveler Enrollment Program \(STEP\)](http://travel.state.gov/content/passports/en/go/step.html) (<http://travel.state.gov/content/passports/en/go/step.html>).
- Leave a copy of your itinerary, contact information, credit cards, and passport with someone at home.
- Pack as light as possible, and leave at home any item you could not replace.

### While at your destination(s)

- Carry contact information for the nearest [US embassy or consulate](http://www.usembassy.gov/) (<http://www.usembassy.gov/>).
- Carry a photocopy of your passport and entry stamp; leave the actual passport securely in your hotel.
- Follow all local laws and social customs.
- Do not wear expensive clothing or jewelry.
- Always keep hotel doors locked, and store valuables in secure areas.
- If possible, choose hotel rooms between the 2nd and 6th floors.

To call for emergency services while in Ghana, dial 193 for an ambulance, 192 for the fire department, and 191 for the police. Write these numbers down to carry with you during your trip.

Learn as much as you can about Ghana before you travel there. A good place to start is the [country-specific information on Ghana](http://travel.state.gov/content/passports/en/country/ghana.html) (<http://travel.state.gov/content/passports/en/country/ghana.html>) from the US Department of State.

---

## Healthy Travel Packing List

Use the [Healthy Travel Packing List for Ghana](#) for a list of health-related items to consider packing for your trip. Talk to your doctor about which items are most important for you.

### Why does CDC recommend packing these health-related items?

It's best to be prepared to prevent and treat common illnesses and injuries. Some supplies and medicines may be difficult to find at your destination, may have different names, or may have different ingredients than what you normally use.

## Travel Health Notices

There are no notices currently in effect for Ghana.

## After Your Trip

If you are not feeling well after your trip, you may need to see a doctor. If you need help finding a travel medicine specialist, see [Find a Clinic](#). Be sure to tell your doctor about your travel, including where you went and what you did on your trip. Also tell your doctor if you were bitten or scratched by an animal while traveling.